















# Senses

## MONDAY

 <b>Arrival</b> 15-30 mins	Welcome learners and ask if they did something fun on the weekend.	
 <b>Health check</b>		
 <b>Morning Circle</b> 10-15 mins	<p>Introduce the theme, 'Senses' which will be investigated over the next two weeks. Look at the Grade R kit Poster 9 called Senses and discuss the pictures with the learners. (For help on using posters, refer to LSF, Using Posters.)</p>	 <p>Place items that makes sounds (hearing), items that have a scent (smell), items we taste on the table. All of these items can be seen (sight). Look at each item. Encourage learners to name the various ways we experience and explore our world using our senses.</p>
 <b>Work Time Activities</b> 30-35 mins	<p><b>Creative/Mathematics focus</b> Provide bowls of stones, shells and beads for learners to use to make patterns. When they have made their pattern they must copy it on paper.</p>	 <p><b>Literacy focus</b> Learners make a book of senses. On each page they draw a different sensory organ, e.g. eye, ear. They cut out magazine pictures and paste them under the sense they use to experience it, e.g. radio and ear.</p>
 <b>Small Group Time Activity</b> 10-15 mins	<p><b>Life Orientation (Science) focus</b> Make popcorn. Let learners explore some raw corn: how does it feel, taste, smell, etc.? (Don not let them swallow uncooked corn, it is a choking hazard.)</p> <p>Make the popcorn, and while it's popping, ask learners what they can smell, hear and see. Be very careful not to let children too near to the hot pot. Let learners explore the cooked corn: how does it feel, taste, smell, etc.?</p>	
 <b>Tidy-up time</b>		
 <b>Hand washing</b>		
 <b>Snack time</b>		
 <b>Music and Movement Ring</b>	Learners take off their shoes and dance to music on different surfaces – carpet, tiles, cement, grass. Ask learners to tell you how the different textures feel.	
 <b>Outdoor Play</b>	Include the activity below as one of your daily outdoor activities. Blow up balloons and allow learners to hit them into the air.	
 <b>Story Time</b>	Make a sound story. Provide different noise making objects, e.g. bell, drum, maracas. Tell a story, and as the story progress ask a learner to choose an instrument or object to make an appropriate accompanying sound. If possible record the story (on your cell phone) and play it back to the class.	