














## WEDNESDAY

 <b>Arrival</b> 15-30 mins	Greet learners individually.	
 <b>Health check</b>		
 <b>Morning Circle</b> 10-15 mins	Talk about different kinds of smells and tastes. Provide smelling pots. Use old cleaned spice bottles with balls of cotton wool soaked in different scents. Try vinegar, hand soap, vanilla essence, cinnamon. Pass a bottle around and ask learners to guess the smell. Let them describe if the smell is pleasant or unpleasant.	
 <b>Work Time Activities</b> 30-35 mins	<p><b>Creative/Mathematics focus</b> Learners follow and create patterns using pegboards and the pegboard cards.</p> <p><b>Creative focus</b> Learners use paper plates to make tambourines. Provide two plates (that you have pre-punched), ribbon, bells and paint.</p>	<p><b>Science/Life Orientation focus</b> Place a variety of items from the theme table on a tray. Discuss each one. Ask which sense we use to explore it. Set out four items. Point out the items and the order they are in. Ask learners to close their eyes. Remove an item. Learners must name the item that is missing. Continue the game – adding and removing items and changing the order of the items. This is a visual memory activity.</p> 
 <b>Small Group Time Activity</b> 10-15 mins	<p><b>Mathematics focus</b> Learners count to seven snapping their fingers. Clap rhythms, varying the tempo and let learners repeat them.</p> <p>Learners place counters on each card, one on the number '1', two on the number '2' etc. (For help on number conservation, refer to LSF, Number Conservation.)</p>	<p>Learners read the flash card numerals and words from 1 to 4. Ask them to find the pictures and numbers for 1 to 4 from their number cards. Let them arrange the cards in order.</p> 
 <b>Tidy-up time</b>		
 <b>Hand washing</b>		
 <b>Snack time</b>		
 <b>Music and Movement Ring</b>	Learners lie on the carpet and close their eyes. They listen to all the sounds around them and tell you what they have heard.	
 <b>Outdoor Play</b>	Include the activity below as one of your daily outdoor activities. Let learners tiptoe, stomp, skip and march to rhythms that the teacher beats out on a tambourine.	
 <b>Story Time</b>	Read the Big Book 1 story 'No Dogs Allowed' on page 21. Let children use the sound instruments to accompany the story as you retell it to them.	