




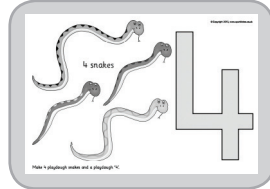












THURSDAY

 Arrival 15-30 mins	<p>Welcome each learner.</p> <p>In each locker place an item that we taste. Tell learners to bring their item with them to the Morning Circle.</p>
 Health check	
 Morning Circle 10-15 mins	<p>Ask learners to name the items they brought onto the carpet. 'What do they all have in common?' (They are all things we eat.) Ask them to group them further, e.g. fruit, vegetable, sweets, etc.? Cut the food into pieces and let learners have a taste of their food item and describe what it tastes like. Encourage them to use words like sweet, salty, bitter etc.</p>
 Work Time Activities 30-35 mins	<div> <p>Life Orientation focus</p> <p>Learners complete page 36 in Workbook 2. They match the actions to the correct sense and find the stickers.</p>  </div> <div> <p>Mathematics focus</p> <p>Learners make the number '4' from modelling clay. Play dough mats are available for free from 'Sparklebox' (www.sparklebox.co.uk).</p>  </div>
 Small Group Time Activity 10-15 mins	<p>Literacy focus</p> <p>Introduce the letter 'p'. Identify initial sounds (these are the sounds at the beginning of words). Be careful to say the letter's sound and not its name; for example, 'pah' not 'pee'. The names of the letters are not taught at this stage. Learners will also sound out words into phonemes; for example, p-i-g.</p> <p>Show the correct starting and ending points when writing the letter 'p'. Learners make the letter 'p' on different textures with their fingers, e.g. the carpet, learners backs, sandpaper.</p>  <p>Ask learners to say words beginning with 'p'. Draw pictures on the board.</p> 
 Tidy-up time	
 Hand washing	
 Snack time	
 Music and Movement Ring	<p>Sing the theme related song 'I Have Two Eyes' to the learners on page 67 of this Teacher's Guide. You can also use the LEAP audio lesson, Term 2-07. Learners use their tambourines made yesterday to accompany the song as they sing it.</p>
 Outdoor Play	<p>Include the activity below as one of your daily outdoor activities. Provide skittles made from empty plastic containers half-filled with sand. On each one write a number from 1 to 7. Provide soft balls which the learners use to roll along the ground to knock down the skittles. See if learners can roll a 'strike', i.e. knock all seven skittles down at once.</p> 
 Story Time	<p>Learners read their texture books made in Term 1. They sit and read alone or with a friend.</p>