












MONDAY

 Arrival 15-30 mins	Welcome each learner.
 Health check	
 Morning Circle 10-15 mins	Take learners on a texture exploration in the playground. They can collect rough and smooth objects for the theme table. Emphasise safety, they should not pick up glass, etc.
 Work Time Activities 30-35 mins	<p>Science/Creative focus Learners glue sticks, leaves, sand, etc. onto sheets of paper to make patterns.</p> <p>Mathematics/Creative focus Learners use wax crayons to practice the correct numeral formation of 4 on a piece of paper folded horizontally to make four lines. Instruct them to touch the top and bottom lines.</p>
 Small Group Time Activity 10-15 mins	<p>Literacy focus Revise the 'p' sound. Learners read the name cards on the sound table they created in last week.</p> <p>Alternatively, download a worksheet like the one on the right. This worksheet is available as free download from 'Sparklebox' (www.sparklebox.co.uk).</p> <div data-bbox="889 985 1151 1173" data-label="Image"> </div> <p>Learners form the letter 'p' in the air and then on the back of a classmate. Ask the learners to choose a colour and trace the dotted line to form the letter 'p'. (For tips on teaching phonics, refer LSF, Phonics).</p>
 Tidy-up time	
 Hand washing	
 Snack time	
 Music and Movement Ring	Introduce the theme related song 'Food' to the learners on page 72 of this Teacher's Guide. You can also use the LEAP audio lesson, Term 2-08. The song can be sung every day of the teaching week.
 Outdoor Play	Include the activity below as one of your daily outdoor activities. Hide some smooth stones in the sandpit and tell learners to dig them out.
 Story Time	Select a story about sound. Learners make the sounds as they are mentioned in the book.

