















TUESDAY

 Arrival 15-30 mins	Greet learners individually. Show them two pictures, one of chocolate and one of chips. Ask them which they would rather eat. If they prefer chips give them a yellow Unifix™ block. If they prefer chocolate give them a Brown Unifix™ block.		
 Health check			
 Morning Circle 10-15 mins	Ask learners if they chose chocolate or chips. Ask them to tell you how each tastes (salty/sweet). Let learners make a yellow and brown tower with their Unifix™ blocks. They compare which tower is taller, yellow or brown. Ask them what it means.		
 Work Time Activities 30-35 mins	Life Orientation focus Learners look at the pictures on page 37 in Workbook 2. They make the sounds of each and circle those that make a loud noise.	Literacy focus Learners write their name in the placeholder at the top of the page.	Creative focus Learners make a self-portrait showing their senses. They must include ears, eyes, nose, tongue and hands. Display them.
			
 Small Group Time Activity 10-15 mins	Mathematics focus Learners count to seven. (For help on counting with learners, refer to LSF, Counting). Revise the number flash cards 1 to 4. Learners make a Tasty Counting Book. Write a number and number word on each page (1 one, 2 two, 3 three and 4 four). Learners draw the required number of tasty food items on each page, e.g. one ice-cream on page 1; two apples on page 2; etc. Learners trace over the words and numbers on each page.		
 Tidy-up time			
 Hand washing			
 Snack time			
 Music and Movement Ring	Provide a variety of instruments (homemade will work perfectly too). Learners play these according to instructions, e.g. fast, slow, soft, loud. Next learners play the instruments according to a sequence, e.g. fast, slow, fast, slow. Learners swap instruments.		
 Outdoor Play	Include the activity below as one of your daily outdoor activities. Learners play Touch. Choose a learner to be 'on'. This learner must catch and touch another learner who is then 'on'. Make sure that the learner who is 'on' has a fair chance of catching one of the other learners.		
 Story Time	Learners can read their Tasty Counting Books to each other.		