















FRIDAY

 Arrival 15-30 mins	Welcome each learner.
 Health check	
 Morning Circle 10-15 mins	Talk about night time sounds, like crickets, mosquitoes, babies crying, sirens in the distance, etc. Let learners tell you what sounds they hear at night.
 Work Time Activities 30-35 mins	<p>Mathematics focus Learners complete page 41 in Workbook 2. Learners count items and colour the corresponding number of pictures and trace the numbers.</p>  <p>Creative/Mathematics focus Learners make Ink Devils. Provide paper folded in half horizontally. Learners drop a blob of paint in the middle of the paper, fold it in half and press. They open it to reveal two symmetrical halves.</p> 
 Small Group Time Activity 10-15 mins	<p>Literacy focus Learners bring their paper plate portraits to the carpet. They point to a body part and say what they do with that part of their body, e.g. I see with my eyes, I hear with my ears.</p> 
 Tidy-up time	
 Hand washing	
 Snack time	
 Music and Movement Ring	Begin the ring by singing a favourite insect or movement song. Play a game of 'Mosquito Tag'. Choose six learners at a time to be the mosquitoes. Give them six stickers each. Play fast music. The 'mosquitoes' must chase the other learners. Once caught, the mosquito puts a small sticker on the learner, thereby giving them a 'mosquito bite'. When the first six mosquitoes have used up all their stickers, select another six learners to have a turn.
 Outdoor Play	Include the activity below as one of your daily outdoor activities. Learners play 'Under And Over'. They stand in a line, one behind the other. The learner in front passes a ball over their head to the next learner. That learner then passes the ball through their legs to the next learner and so on. As they pass the ball let them say 'under' or 'over' depending on how they are passing the ball.
 Story Time	Read a story of your choice for learners to listen to while they relax. (For help on selecting stories, refer to LSF, Choosing Books For Storytime).