















MONDAY

 Arrival 15-30 mins	<p>Welcome each learner back after the weekend.</p> <p>With reference to the weather, ask them about their weekend.</p> <p>For example, 'What did you do when it was raining on Saturday?'/ 'How did you keep cool on the hot weekend?'</p>	
 Health check		
 Morning Circle 10-15 mins	<p>Introduce the theme, 'Weather' which will be investigated over the next two weeks. Look at the Grade R kit Poster 9 called Weather and discuss the pictures with the learners.</p>	 <p>(For help on using posters, refer to LSF Using Posters.)</p> <p>Ask learners to describe the weather on their way to school. Ask them to find a picture which matches the weather they observed. Ask how they feel in this type of weather, what they wear, if and why they like it.</p>
 Work Time Activities 45 mins	<p>Mathematics focus</p> <p>Learners make a weather clock. They divide a paper plate and use a split pin to attach a 'hand'. They draw one of the four seasons in each quarter.</p>	
 Small Group Time Activity 10-15 mins	<p>Literacy focus</p> <p>Introduce the letter 'i'. Identify initial sounds (these are the sounds at the beginning of words). Be careful to say the letter's sound and not its name; for example, 'i' not 'I'. The names of the letters are not taught at this stage. Learners will also sound out words into phonemes; for example, p-i-g.</p>	<p>Ask learners to say words beginning with 'i'. Draw pictures on the board.</p>  <p>Show the correct starting and ending points when writing the letter 'p'. Learners make the letter s on different textures with their fingers, e.g. the carpet, learners' backs, sandpaper.</p>
 Tidy-up time		
 Hand washing		
 Snack time		
 Music and Movement Ring	<p>Introduce the theme related song 'The Season Song' to the learners on page 72 of this Teacher's Guide. You can also use the LEAP audio lesson Term 2-09. The song can be sung every day of the teaching week.</p>	
 Outdoor Play	<p>Include the activity below as one of your daily outdoor activities.</p> <p>Fill different sized bags with different amounts of water. Learners feel the mass of each bag. Make small holes in each bag so water can 'rain' out. How does the bag feel as the water drains?</p>	
 Story Time	<p>Read the Big Book 2 story 'A Very Hot Day' on page 3. Begin by letting learners look at the pictures and saying what they see. Ask learners the following questions for each picture: 'Who can you see?' 'Where is it happening?' 'What are the children doing?' 'How do they feel?' 'Why do they feel like this?' 'What do you think will happen next?' In this way, learners are building a story. (For help on using a Big Book, refer to LSF, Using The Big Book).</p>	