














WEDNESDAY

 Arrival 15-30 mins	<p>Welcome each learner. Ask them about the weather.</p> <p>Place picture cards in each locker. The card should be of suns, rain drops, clouds, wind etc. You will need corresponding cars of clothes including; swimming costumes, scarves, jerseys, raincoats etc. Learners bring them to Morning Circle.</p>
 Health check	
 Morning Circle 10-15 mins	<p>Ask the learners with weather pictures on them to say what weather they have. Then get them to find clothing suited to the weather condition. Let learners say what they wear in different weather conditions. They can use the sentence frame: 'I wear ____ when it is ____.' You can also use the LEAP audio lesson Term 2-09.</p>
 Work Time Activities 45 mins	<p>Life Orientation focus</p> <p>Learners complete pages 42 and 43 in Workbook 2. They look at the weather pictures and find and stick in the correct stickers.</p> <p>Creative focus (Part I)</p> <p>Learners make Season Trees. Each learner needs two paper plates and brown construction paper.</p> 
 Small Group Time Activity 10-15 mins	<p>Literacy focus</p> <p>Revise the letter 'i'.</p> <p>Identify initial sounds (these are the sounds at the beginning of words). Remember to say the letter's sound and not its name; for example, 'i' not 'I'. You can also use the LEAP audio lesson Term 2-09.</p> <p>Ask learner to find items that begin with the letter 'i' in the classroom and to bring it to the carpet. The focus is on the short vowel sound 'i' as in igloo and not 'I' as in ice-cream. Learners name their items saying the name slowly so the sound at the beginning can be heard. Place items on a sound table and label each one.</p>
 Tidy up time	
 Hand washing	
 Snack time	
 Music and Movement Ring	<p>Sing the theme related song 'The Season Song' to the learners on page 72 of this Teacher's Guide. You can also use the LEAP audio lesson Term 2-09.</p>
 Outdoor Play	<p>Include the activity below as one of your daily outdoor activities.</p> <p>Use skipping ropes or chalk to trace large letter 'i's' on the outside paving. Indicate the starting and ending points for these. Learners walk the letter. They must note the dot is made last.</p> 
 Story Time	<p>Select any appropriate story. When showing the pictures, look at clues about the weather. Discuss these clues and encourage learners to interpret the pictures on their own.</p>