














# The weather

## THURSDAY

 <b>Arrival</b> 15-30 mins	Greet learners individually. Remind the learner to check that her/his facecloth is clean and hanging where it should be. Place a cotton wool ball and pie dish in each locker. Learners will bring it to the Morning Circle.	
 <b>Health check</b>		
 <b>Morning Circle</b> 10-15 mins	Talk about rainy weather. Ask learners what they wear and do when it rains. Ask them where rain comes from. Discuss drizzle, hail, thunder, lightning and rainbows. Place a little water into each pie dish. Learners describe how the cotton wool balls feel before and after immersing them in water. Let them note how the cotton wool drips when it gets full of water. Use this to explain how when clouds fill with water they get heavy and the water falls from them as rain.	
 <b>Work Time Activities</b> 45 mins	<b>Literacy focus</b> Learners trace the letter 'i' on page 44 Workbook.	  <b>Creative focus</b> Provide pots of rainbow coloured paints. Learners make rainbows using earbuds.
 <b>Small Group Time Activity</b> 10-15 mins	<b>Mathematics focus</b> Learners count to 7 tapping the carpet. Ask them to count out 7 counters and make patterns with their seven counters.  Let learners compare the patterns they have made.	(For help with number conservation, refer LSF, Number Conservation.)  Show learners three cut out clouds. Ask them to arrange them from smallest to biggest.
 <b>Tidy up time</b>		
 <b>Hand washing</b>		
 <b>Snack time</b>		
 <b>Music and Movement Ring</b>	Allow learners to lie on the ground outside and watch the clouds. They must look at the way the move and change shape, join other clouds and break away. Make sure learners do not stare at the sun.  Back in class, let them move like a cloud.	
 <b>Outdoor Play</b>	Include the activity below as one of your daily outdoor activities.  Provide basins of water. Learners take off shoes and socks and stand in the water. They make foot print pictures with their feet on the paving.	
 <b>Story Time</b>	Divide the learners into groups and give each group a different type of weather condition to draw. Learners think of a sentence to be written underneath their picture. These pages will be made into a class weather book.	