














# The weather

## MONDAY

 <b>Arrival</b> 15-30 mins	Welcome learners after the weekend. Ask parents to let their children watch the weather report on television.	
 <b>Health check</b>		
 <b>Morning Circle</b> 10-15 mins	Discuss today's weather. Ask learners if they like or dislike the weather. Tell them to explain why they like/dislike the weather. Let them complete the weather for Monday on page 47 of Workbook 2.	
 <b>Work Time Activities</b> 45 mins	<p><b>Creative focus</b> Cut paper plates in half. Give each learner half a plate. They paint a rainbow.</p> <p><b>Literacy focus</b> Learners make the letters 's', 't', 'p' and 'i' from modelling clay.</p>	
 <b>Small Group Time Activity</b> 10-15 mins	<p><b>Literacy focus</b> Revise all the letters taught so far. Prepare a sound table with items that begin with the letters 's', 't', 'p' and 'i'. Learners name each item and say what sound it begins with. Ask learners to choose an item from the theme table without letting anyone see it. The learner must say something about the item that they are holding. The other learners try to guess what item they have. (For tips on teaching phonics, refer to LSF, Phonics).</p>	
 <b>Tidy up time</b>		
 <b>Hand washing</b>		
 <b>Snack time</b>		
 <b>Music and Movement Ring</b>	Introduce the theme related song 'The Season Song' to the learners on page 72 of this Teacher's Guide. You can also use the LEAP audio lesson Term 2-10. The song can be sung every day of the teaching week.	
 <b>Outdoor Play</b>	Include the activity below as one of your daily outdoor activities. Revise positional language. Learners take their chairs outside. Get them to sit on/stand behind/in front of/next to their chair.	
 <b>Story Time</b>	If possible, enlarge the text on page 46 of Workbook 2. Look at each picture and use it to predict the text. Read or sing the song. When learners know the words let learners 'read' the text.	