
















TUESDAY

 Arrival 15-30 mins	Welcome each learner.	
 Health check		
 Morning Circle 10-15 mins	Let them complete the weather for Tuesday on page 47 of Workbook 2.	 <p>Talk about the foods we eat in the different seasons. Ask: 'What do you eat when it is cold?'/ 'What do you eat when it is hot?' etc.</p> <p>Learners answer using the sentence frame, 'In Winter I like...'/ 'In Summer I like...'</p>
 Work Time Activities 30-35 mins	Life Orientation focus Learners cut out the Seasons Clock and glue it onto cardboard. They use split pins to attach the arms to the clock.	Mathematics focus Learners trace the numbers 1 to 5 on page 48 in the Workbook. Learners trace the lines to match the numbers to the correct number of items.
 Small Group Time Activity 10-15 mins	Mathematics Learners count to 7 clapping their hands. (For help on counting with learners, refer LSF, Counting). Discuss day and night activities. Ask learners what they do at night and what they do in the day. Read the pictures on page 49 of Workbook 2. They read from left to right and colour in the sun or moon for each picture.	  
 Tidy up time		
 Hand washing		
 Snack time		
 Music and Movement Ring	Divide learners into groups. Give each group a night or daytime activity to mime. The groups mime their activities for each other. The 'audience' must guess the actions and say if it's a daytime or night time activity or both.	
 Outdoor Play	Include the activity below as one of your daily outdoor activities. In this game, 'Stand Up, Sit Down', the learners begin seated on the floor. Describe a season and then name it. You may name it incorrectly – in which case the learners have to sit down. If you name the season correctly the learners stand up. For instance, say: The sun is shining brightly and it is hot. It is Winter! This is a good listening and concentration exercise.	
 Story Time	Learners 'read' the Weather Song on page 46 of Workbook 2 again.	