




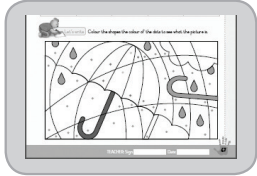









The Weather

WEDNESDAY

 Arrival 15-30 mins	Greet each child.
 Health check	
 Morning Circle 10-15 mins	<p>Let them complete the weather for Wednesday on page 47 of Workbook 2.</p>  <p>Talk about how weather can be dangerous. For instance, the sun can burn a person's skin, when it is very hot a person can become dehydrated, lightning can be fatal (kill). Talk about preventative measures, e.g. wear a hat and sunscreen in hot weather.</p>
 Work Time Activities 30-35 mins	<p>Mathematics focus Learners complete the colour activity on page 47 of Workbook 2. Learners must colour in each piece of the umbrella as indicated by the coloured dots.</p> 
 Small Group Time Activity 10-15 mins	<p>Literacy focus The letter focus in this lesson is on the vowels a and i and the consonants s and t. Be careful to say the letter's sound and not its name; for example, 't' not 'tee'. The learners distinguish between the three sounds, choosing the correct letter for each word given. Ask: 'What sound do you hear at the beginning of ink?' 'Is it the s, t, p, a or i sound?' The learners respond: 'i'. Revise all the sounds in this way. You can also use the LEAP audio lesson Term 2-10.</p>
 Tidy up time	
 Hand washing	
 Snack time	
 Music and Movement Ring	<p>Sing the theme related song 'The Season Song' to the learners on page 72 of this Teacher's Guide. You can also use the LEAP audio lesson Term 2-10. Learners can perform a movement sequence. They pretend they are a rising sun. Let them begin in a crouched position. They slowly stretch out until they are stretched as far as they can go. They then make themselves smaller as the sun sets.</p>
 Outdoor Play	<p>Include the activity below as one of your daily outdoor activities. Learners play with water in basins. Provide plastic cups and any other suitable water "toys" for the learners to experiment.</p>
 Story Time	Learners choose a book from the book area. They sit alone or with a friend and 'read' the book.

