
















THURSDAY

 Arrival 15-30 mins	<p>Welcome learners individually.</p> <p>Give each learner a picture card to put into their locker until morning circle.</p>
 Health check	
 Morning Circle 10-15 mins	<p>Let them complete the weather for Thursday on page 47 of Workbook 2.</p>  <p>Talk about what distinguishes Autumn as a season, e.g. cooler days, strong winds, leaves falling from trees, animals preparing to hibernate, birds preparing to migrate etc.</p>
 Work Time Activities 30-35 mins	<p>Life Orientation focus</p> <p>Learners talk about the Autumn pictures on pages 50 in Workbook 2. They colour in the picture on page 53 and write their name below. If this activity takes place in Autumn, make a pile of leaves for learners to jump in. They will enjoy scrunching the leaves.</p>  <p>Mathematics focus</p> <p>Learners cut along the lines of the picture on page 47 of Workbook 2. They try put the puzzle pieces together.</p> 
 Small Group Time Activity 10-15 mins	<p>Mathematics focus</p> <p>Learners count to 7 stamping their feet.</p> <p>Learners arrange the number flash cards in a row from one to four.</p> <p>They thread Oatees™ onto toothpicks pushed into a piece of styrofoam to match the numbers on the cards.</p> 
 Tidy up time	
 Hand washing	
 Snack time	
 Music and Movement Ring	<p>Learners listen to various music and choose a season/type of weather that they would match to the music. Ask for explanations. Learners make up their own movements for the different music.</p>
 Outdoor Play	<p>Include the activity below as one of your daily outdoor activities.</p> <p>Provide lightweight gardening equipment like a rake and bucket. Let learners rake leaves into a pile. They can then jump in the leaves (see the Life Orientation focus).</p>
 Story Time	<p>Select a story with a moral lesson.</p> <p>After reading the story, ask the learners what they learnt and how they feel about the story. (For help on selecting stories, refer to LSF, Choosing Books For Storytime).</p>