

















## TUESDAY

|  |  |   |   |
|--|--|---|---|
|  <b>Arrival</b><br>15-30 mins                     | <p>Greet learners individually.</p> <p>Ask the learners how they came to school today. Tell learners to place their object that begins with the letter 'n' on the sound table. (For tips on preparing a sound table, refer LSF, The Phonics Table). Ask the parents to send a toy vehicle to school tomorrow, if possible. Parents should mark the toy with their child's name.</p>  |   |   |
|  <b>Health check</b>                              |  |   |   |
|  <b>Morning Circle</b><br>10-15 mins              | <p>Look at Poster II. Ask learners what makes each type of transport go. Ask which ones use our own energy (walking, cycling). Ask why these are good for us. Discuss the different parts of each vehicle: what they are made of and their different shapes.</p>   |   |   |
|  <b>Work Time Activities</b><br>30-35 mins        | <p><b>Life Orientation focus</b></p> <p>Learners draw a picture of how they get to school on page 4 of Workbook 3.</p>   | <p><b>Literacy focus</b></p> <p>Learners make the letter 'n' from modelling clay.</p> | <p><b>Creative / Technology focus</b></p> <p>Learners make rubbings of car tyre rubber to reveal the treads (patterns) of the tyres. This activity must be supervised by an adult.</p>  |
|  <b>Small Group Time Activity</b><br>10-15 mins | <p><b>Mathematics focus</b></p> <p>Learners count to ten touching left ears with their right hands as they count. Repeat, touching right ears with left hands. They count the different types of transport on Poster II. (For help on counting with learners, refer LSF, Counting). Revise numerals 1-4 and the words one, two, three and four. Introduce the numeral '5' and the word 'five'. Ask learners to hold up five fingers. Teach the correct number formation for the numeral 5. Learners trace the number in jelly trays.</p>  |   |   |
|  <b>Tidy-up time</b>                            |  |   |   |
|  <b>Hand washing</b>                            |  |   |   |
|  <b>Snack time</b>                              |  |   |   |
|  <b>Music and Movement Ring</b>                 | <p>Discuss how animals were the earliest form of transport. Animals are still used but to a lesser extent today. Learners pretend to be riding a horse – slowly and then faster. They can gallop around the room.</p>  |   |   |
|  <b>Outdoor Play</b>                            | <p>Include the activity below as one of your daily outdoor activities. Provide large cardboard boxes. Draw wheels on the side of each box. Learners take turns to 'drive the cars'.</p>  |  |   |
|  <b>Story Time</b>                              | <p>Learners talk about the pictures on page 4 of Workbook 3. The pictures are based on the Big Book story 'No Dogs Allowed'. Learners look carefully at the pictures and say what is happening in each picture. They predict what will happen next and draw the last picture.</p>  |   |    |