















Transport

WEDNESDAY

 Arrival 15-30 mins	<p>Welcome each learner.</p> <p>Tell learners to place their toy vehicle on the theme table. (For help on preparing a theme table, refer to LSF, The Theme Table). Place a puzzle piece in the lockers. Ask learners to bring it to the Morning Circle. If possible choose a transport related puzzle. Ask parents to bring their child's bicycle or scooter to school tomorrow.</p>
 Health check	
 Morning Circle 10-15 mins	Learners look at their puzzle piece. Get the learners with the edge pieces to begin placing their puzzle pieces on the carpet. They can then begin to fill in the other pieces.
 Work Time Activities 30-35 mins	<div> <p>Literacy focus</p> <p>Learners trace the letter with their fingers and then with crayons on page 6 of Workbook 3. They must start at the dot.</p>  </div> <div> <p>Mathematics focus</p> <p>Learners sort toy cars according to their size.</p>  </div> <div> <p>Creative focus (Part I)</p> <p>Learners make cars from toilet rolls. They paint a toilet roll in a colour they like.</p> </div>
 Small Group Time Activity 10-15 mins	<p>Literacy focus</p> <p>Revise the letter 'n' as for Monday's lesson. Ask learners to put up their hands if their names begin with 'n'. You can also use the LEAP audio lesson Term 3-OI Sound play. Learners name each item on the sound table. Ask them where they hear the 'n' sound in the word, i.e. at the beginning, in the middle or at the end.</p>
 Tidy-up time	
 Hand washing	
 Snack time	
 Music and Movement Ring	Sing the theme related song 'The Wheels of the Bus' to the learners on page 73 of this Teacher's Guide. You can also use the LEAP audio lesson Term 3-OI Sing along. Make a bus. Place a few rows of four chairs in rows. Place a single chair at the front for the 'bus driver'. Learners can get on and off the bus as they sing the song.
 Outdoor Play	<p>Include the activity below as one of your daily outdoor activities.</p> <p>Play 'Stop, Slow Down and Go'. Prepare a red, green and orange circle. Glue them to sticks. Learners move freely around the playground. Blow a whistle and hold up a sign. Learners must do what the sign says.</p> 
 Story Time	Learners retell the Big Book 1 story 'No Dogs Allowed' on page 21.