















# Transport

## FRIDAY

 <b>Arrival</b> 15-30 mins	Welcome each learner. Ask learners to make sure that they come to morning circle with clean hands, especially if they have been playing outside.	
 <b>Health check</b>		
 <b>Morning Circle</b> 10-15 mins	Ask learners who brought them to school.	
 <b>Work Time Activities</b> 30-35 mins	<p><b>Creative focus</b> Learners mix different colours of paint and try to come up with a unique colour. They use this colour to paint the numerals 1, 2, 3, 4 and 5 on a big piece of paper.</p>	<p><b>Work time activities:</b> <b>Creative focus (Part 3)</b> Learners make cars from toilet Learners paint their wheels with black paint.</p> 
 <b>Small Group Time Activity</b> 10-15 mins	<p><b>Literacy focus</b> Move a toy car from learners left to right. Let the follow with their eyes without moving their heads. Learners 'read' the pictures on page 7 of Workbook 3 from top to bottom and left to right.</p> 	<p>Learners turn to page 4 of Workbook 3. They add to the drawing they made on Monday. Give a string of instructions: Draw 2 trees/Draw 3 apples on the tree/Draw 5 apples on the other tree; etc.</p> 
 <b>Tidy-up time</b>		
 <b>Hand washing</b>		
 <b>Snack time</b>		
 <b>Music and Movement Ring</b>	Ask if any of the learners have been on an aeroplane. Did they like it? How did it feel? Learners 'fly' around the room like aeroplanes. Play appropriate music for them to move to, e.g. Nelly Furtado – 'I'm Like A Bird' (2001); R. Kelly – 'I Believe I Can Fly' (1996); Nicki Minaj/Rihanna – 'Fly' (2011).	
 <b>Outdoor Play</b>	Include the activity below as one of your daily outdoor activities. Draw a large, simple Earth of the world in the centre of a large piece of paper. Learners dip their feet into bowls of paint and 'walk around the world', leaving their footprints.	
 <b>Story Time</b>	Read a story of your choice for learners' enjoyment and relaxation. (For help on selecting stories, refer to LSF, Choosing Books For Storytime). Learners then get a turn to read their books to the class.	

