












WEDNESDAY

 Arrival 15-30 mins	Welcome the learners.
 Health check	
 Morning Circle 10-15 mins	Explain that each kind of transport has safety rules to be followed. Talk about traffic lights: 'What do the red/amber/green lights mean?' Learners sit in a circle. Put the theme table items in the middle of the circle. Give a description of one item and ask learners to guess which you are describing. The learner who is correct, takes that item and makes a sentence about it.
 Work Time Activities 30-35 mins	<p>Mathematics focus Learners look at the picture on page 8 of Workbook 3. They count the number of vehicles in each row and then trace that number next to each picture.</p> <div data-bbox="835 754 1231 912" data-label="Image"> </div> <p>Creative focus Let learners make robots from Italian wafer biscuits, Smarties and icing.</p> <div data-bbox="1328 754 1538 1037" data-label="Image"> </div>
 Small Group Time Activity 10-15 mins	<p>Literacy focus Find the letter 'n' in words in the classroom environment. Learners look at their name cards. Ask who has one/two/three etc. 'n' letters in their name.</p> <p>Learners are each given a piece of paper. They are asked to draw a car on the page. Give a string of instructions that they should follow: Colour the car blue/draw a yellow light on the front/ draw a road etc.</p>
 Tidy-up time	
 Hand washing	
 Snack time	
 Music and Movement Ring	Sing the theme related song 'Ten Little Aeroplanes' to the learners on page 73 of this Teacher's Guide. You can also use the LEAP audio lesson Term 3-02 Sing along.
 Outdoor Play	Include the activity below as one of your daily outdoor activities. 'Stop, Slow Down and Go'. Prepare a red, green and orange circle. Glue them to sticks. Learners move freely around the playground. Blow a whistle and hold up a sign. Learners must do what the sign says.
 Story Time	Place theme words and corresponding theme table objects on the carpet. Learners take turns to match a word with an object by placing them side by side. They 'read' the words.

