














FRIDAY

 Arrival 15-30 mins	Greet each learner. Ask them to take their toy vehicles from the theme table and put them in their bags.	
 Health check		
 Morning Circle 10-15 mins	Learners talk about the pictures on pages 10 and 11 of the Workbook.	They discuss how transport has changed over the years.
		
 Work Time Activities 30-35 mins	Mathematics focus Learners build 18 (or more) piece puzzles.	Life Orientation focus Learners trace the wheels on all the pictures that have wheels on pages 10 and 11 of Workbook 3.
 Small Group Time Activity 10-15 mins	Mathematics focus Learners sort items from the theme table according to length. They use the words shorter, longer. They arrange the cars from shortest to longest.	
 Tidy-up time		
 Hand washing		
 Snack time		
 Music and Movement Ring	Learners will use their chairs for this activity. Remind them of the concepts learnt previously – 'on top', 'under', 'next to' etc. Play music for learners to move to. When the music stops, learners follow the instruction, e.g. 'Stand on your chair!'	
 Outdoor Play	Include the activity below as one of your daily outdoor activities. Make a 'taxi' from the learners' chairs. Learners role-play taking a taxi. They have to tell the taxi driver where they live (give their real address). Discuss acceptable behaviour when using public transportation. For example: letting older people sit down, not littering, not shouting, being polite, etc. Let the learners practice this behaviour as they play.	
 Story Time	Read a story of your choice for learners' enjoyment and relaxation. (For help on selecting stories, refer to LSF, Choosing Books For Storytime.)	