















MONDAY

 Arrival 15-30 mins	<p>Greet the learners and welcome them back after the weekend. Ask them to keep their lockers tidy. Ask parents to send small items that begin with the letter 'm' to school for the sound table.</p>
 Health check	
 Morning Circle 10-15 mins	<p>Introduce the theme, 'Jobs People Do' which will be investigated over the next two weeks. Look at the Grade R kit Poster I2 called Jobs People Do and discuss the pictures with the learners. (For help on using posters, refer to LSF, Using Posters). Learners look at the poster and name the workers. They say what work they do and why it is important. Ask them what other jobs people do, e.g. teachers, doctors, social workers, farmers. Encourage them to answer the question: 'How do they help us?' by responding, 'They help us by...' You can also use the LEAP audio lesson Term 3-03 Sentence play.</p>
 Work Time Activities 30-35 mins	<div> <div data-bbox="532 794 1017 959"> <p>Life Orientation focus</p> <p>Learners look at the picture on pages I2 and I3 of Workbook 3. Discuss all the people who help us and talk about the jobs they do. Learners find the stickers to paste on those pages.</p> </div> <div data-bbox="672 966 889 1124">  </div> </div> <div> <div data-bbox="1031 794 1540 865"> <p>Mathematics focus</p> <p>Learners form the numerals 1-5 from modelling clay.</p> </div> <div data-bbox="1117 872 1465 1124">  </div> </div>
 Small Group Time Activity 10-15 mins	<div> <div data-bbox="532 1154 915 1444"> <p>Literacy focus</p> <p>Introduce the letter 'm'. Teach the sound 'mmm' and not the letter name 'em'. Ask learners if anyone's name begins with 'm', e.g. Mary, Mpho or Melusi. Ask learners to identify objects in the environment that begin with the letter 'm'. Draw the items on the board.</p> </div> <div data-bbox="929 1218 1117 1359">  </div> </div> <div data-bbox="1202 1154 1540 1444"> <p>You can also use the LEAP audio lesson Term 3-03 Sound Play. Artwork on page 21 of Workbook 3. Show the correct starting and ending points when writing the letter 'm'. Learners make the letter 'm' on different textures with their fingers, e.g. the carpet, learners' backs, sandpaper.</p> </div>
 Tidy-up time	
 Hand washing	
 Snack time	
 Music and Movement Ring	<p>Introduce the theme related song 'Doctor' to the learners on page 74 of this Teacher's Guide. You can also use the LEAP audio lesson Term 3-03 Sing along. The song can be sung every day of the teaching week.</p>
 Outdoor Play	<p>Include the activity below as one of your daily outdoor activities. Let the learners stand in a circle. Count all the learners' hands in the classroom. Everyone jumps up and down that number of times. Then ask a few learners to hide their hands behind their backs and count again. Ask: 'Are there more or fewer hands?' After deciding on 'fewer' or 'more', learners jump that number of times. Repeat.</p>
 Story Time	<p>Read the Big Book 2 story 'People Who Help' on page 7. Begin by letting learners look at the pictures and saying what they see. Ask learners the following questions for each picture: 'Who can you see?' 'What is happening?' 'Who is helping?' 'How are they feeling?' 'What do you think will happen next?' In this way, learners are building a story. (For help on using a Big Book, refer to LSF, Using The Big Book).</p>