













WEDNESDAY

 Arrival 15-30 mins	Make a little welcome note for each learner: 'Dear... I am so glad you are at school today. I HELP you and you HELP me.' Decorate it with a little picture and place in the learner's locker.	
 Health check		
 Morning Circle 10-15 mins	Discuss being young and old. Ask learners what they call their grandparents, e.g. gogo, ntatemoholo, oupa, granny. Learners talk about things that elderly people like to do. Ask how they can help elderly people they know.	
 Work Time Activities 30-35 mins	<p>Mathematics focus Learners make the numeral six from modelling clay. Let them decorate each numeral with six buttons or other counters.</p> <p>Creative focus Learners make a card of appreciation for their grandparents or an elderly person in the community.</p>	<p>Literacy focus Learners make a card of appreciation for their grandparents or an elderly person in the community.</p> 
 Small Group Time Activity 10-15 mins	<p>Literacy/Creative focus Play 'What Am I?', a riddle/logic game with the learners. Describe various items that are used in different professions, e.g. 'I can hear your heart beat. What am I?' (a stethoscope); 'I tell when you are cold or hot. What am I?' (a thermometer); 'I can bake cakes for you to eat. What am I?' (an oven); etc.</p>	
 Tidy-up time		
 Hand washing		
 Snack time		
 Music and Movement Ring	Learners sit on their chairs in a circle. Give the learners one of four occupations, e.g. firefighter, taxi driver, doctor and nurse. Begin by calling out one of the occupations. These learners must swap seats with someone else of that occupation. Everyone else stays seated. They cannot sit back down on their own chair. As they swap seats, remove one chair and whoever ends up without a chair is out. Continue until there is a winner.	
 Outdoor Play	<p>Include the activity below as one of your daily outdoor activities.</p> <p>Let learners get into pairs and use their bodies to make the letter 'm'. Let them demonstrate to the group how they formed the letter 'm'.</p>	
 Story Time	Make a Big Book class story, using the poster 12. Choose a scenario depicted in the poster and name a character in the scenario. Begin the story and get them to build the story by answering the following questions: 'What happened?' 'Why did it happen?' 'Who is helping?' For example, 'One Saturday morning, Mrs Maseko went to town to buy groceries. On the way...'	