














The Jobs People Do

THURSDAY

 Arrival 15-30 mins	Greet learners individually. Place a toy 'trade tool', e.g. stethoscope, saw, hammer, in each locker.							
 Health check								
 Morning Circle 10-15 mins	Learners bring their tool of the trade to Morning Ring. Ask to name the item, say how it is used and who uses it. Place the items on the theme table. (For help on preparing a theme table, refer to LSF, The Theme Table). Talk about other tools used in jobs, e.g. teachers need chalk, doctors need x-ray machines, street cleaners need brooms.							
 Work Time Activities 30-35 mins	Literacy focus Learners complete pages 14 in the Workbook 3. They draw a line to join the person to the correct object	Creative focus Learners trace around their hands and upper arms onto black paper. They make 'bones' with earbuds.						
								
 Small Group Time Activity 10-15 mins	Mathematics focus Learners count to ten clicking their fingers. Let learners read the flash card numerals and words. Ask them to find the pictures and numbers for 1 -6 from their number cards (cut out from Workbook 1). They must arrange the cards from one to six. Learners place counters on each card, one on the number 1, two on the number 2 etc.							
 Tidy-up time								
 Hand washing								
 Snack time								
 Music and Movement Ring	Sing the theme related song 'Doctor' to the learners on page 74 of this Teacher's Guide. You can also use the LEAP audio lesson Term 3-O3 Sing along.							
 Outdoor Play	Include the activity below as one of your daily outdoor activities. Use chalk to draw the letters that have been taught so far (t, a, n, p, s, m). Draw the letters in a two by three grid. Learners are asked, one by one, to jump on a specific letter and shout out its sound.							
	<table border="1"><tr><td>t</td><td>a</td><td>n</td></tr><tr><td>p</td><td>s</td><td>m</td></tr></table>		t	a	n	p	s	m
t	a	n						
p	s	m						
 Story Time	Learners make 'The Little Take Home Book' called 'A Visit To The Doctor' in the middle of Workbook 3. Read the book with the learners. They can take their books home at the end of next week.							

