














TUESDAY

 Arrival 15-30 mins	Greet each learner. Tell them that they will find some counters in their locker. They will bring them to Small Group Time. Give each learner seven counters only.
 Health check	
 Morning Circle 10-15 mins	Talk about jobs that happen inside, outside and both inside and outside. Outside jobs include amongst others, traffic officers, street cleaners, postman, some types of farmers, informal street vendors, game rangers. Some inside jobs include librarian, office workers, teachers, post office clerks. Some jobs performed inside and outside include doctors, nurses, social workers, construction workers.
 Work Time Activities 30-35 mins	<div> <p>Literacy focus Provide large letter 'm's' for learners to work on. Let them glue macaroni onto the cut out and then paint it.</p>  </div> <div> <p>Mathematics focus Learners complete page 18 in Workbook 3.</p>  </div>
 Small Group Time Activity 10-15 mins	<p>Mathematics focus Learners count to 10 skipping as they count. (For help on counting with learners, refer LSF, Counting). Learners sit in a circle with their counters (from their locker) in front of them. They count the counters and count out the correct number for their age. They compare their counters with the learner sitting next to them. They must say who has more/less/the same number of counters.</p>
 Tidy-up time	
 Hand washing	
 Snack time	
 Music and Movement Ring	Sing the theme related song 'I'm a Little Firefighter' to the learners on page 70 of this Teacher's Guide. You can also use the LEAP audio lesson Term 3-O4 Sing along.
 Outdoor Play	Include the activity below as one of your daily outdoor activities. Draw chalk numerals on the outside paving. Let learners walk the numbers beginning at the correct starting point and ending at the correct endpoint.
 Story Time	Learners 'write' their own personal accounts of someone who helped them. Let them draw a picture and then write a sentence for them under their picture. Allow them to trace the sentence if they want to.

