














The Jobs People Do

WEDNESDAY

 Arrival 15-30 mins	Greet each learner.
 Health check	
 Morning Circle 10-15 mins	Play 'Who Will Help?' Present a variety of scenarios to learners and ask them to say who will help in each situation. For instance: 'Thuli's house is on fire, who will help?' 'Julius has fallen from his bike. Who will help?' 'Jacob's car has broken down. Who will help?'
 Work Time Activities 30-35 mins	<p>Life Orientation focus Learners complete page 17 in Workbook 3. They draw a line from the problem to the person who will help.</p>  <p>Creative focus Learners make maracas. They will need to spoons and a small plastic Easter egg or pill bottle, some lentils and tape. They place the lentils into the egg or container, close it and place it between the two spoons. They tape the spoons together with tape.</p> 
 Small Group Time Activity 10-15 mins	<p>Literacy focus Prepare pictures cards with things starting with 's', 'p', 't', 'i', 'p', 'n' and 'm'. Learners go through the picture cards. They name the picture and try to isolate and say the initial sound out loud. Label seven paper bags with the letters 's', 'p', 't', 'i', 'p', 'n' and 'm'. Learners take turns to pick up a picture card, name the initial sound and then place it in the correct sound bag.</p>
 Tidy-up time	
 Hand washing	
 Snack time	
 Music and Movement Ring	Learners use their maracas made in the Worktime activity to accompany different pieces of music. Provide soft, loud, slow and fast music.
 Outdoor Play	Include the activity below as one of your daily outdoor activities. Learners collect leaves, sticks, stones, etc. to make the letter 'm'. Make a large letter 'm' on the ground.
 Story Time	Learners 'read' their picture stories they made yesterday to the class.

