














The Jobs People Do

FRIDAY

 Arrival 15-30 mins	Welcome each learner. Remind learners to take home any items they've brought to school for the theme.
 Health check	
 Morning Circle 10-15 mins	Cover the theme table and ask learners to recall as many items as they can. Uncover the table and see what was forgotten.
 Work Time Activities 30-35 mins	<p>Literacy focus Learners then complete a dotted 'm' worksheet prepared earlier. Alternatively, download a worksheet like the one below. This worksheet is available as free download from 'Sparklebox'. (To learn more about 'Sparklebox', visit www.sparklebox.co.uk). Learners form the letter 'm' in the air and then on the back of a classmate. Ask the learners to choose a colour and trace the dotted line to form the letter 'm'.</p> 
 Small Group Time Activity 10-15 mins	<p>Literacy focus Learners repeat words of things beginning with 'm'. Emphasise the 'm' sound. Help learners complete page 19 in Workbook 3. Learners look at the pictures and 'read' the word for each one. They repeat the word and then clap the word. For example: doctor - doc-tor (2 claps).</p> 
 Tidy-up time	
 Hand washing	
 Snack time	
 Music and Movement Ring	Learners pretend to be fire. They must move like flames. Play suitable music for them to move to.
 Outdoor Play	Learners make mud and write the letter 'm' with mud. They draw things beginning with 'm'. (Carefully monitor learners try so they only get their hands dirty. Remind them to wash their hands well before going back to class.)
 Story Time	Read the class book made on Wednesday. Learners take their little Take home Book 'A Visit to the Doctor'. Read a story of your own choice for learners' enjoyment and relaxation.

m m m m m m m m