















MONDAY

 Arrival 15-30 mins	Welcome the learners back after the weekend. Ask parents to send a bottle of water to school on Wednesday.	
 Health check		
 Morning Circle 10-15 mins	Introduce the theme, 'Water' which will be investigated over the next two weeks. Look at the Grade R kit Poster 14 called Water and discuss the pictures with the learners. (For help on using posters, refer to LSF, Using Posters). Ask the following questions: 'What animals live in water?' 'What water transport can you see?' 'What are the children using to float?'	
 Work Time Activities 30-35 mins	<p>Life Orientation focus Learners look at the picture of pages 22 and 23 of Workbook 3. They must find the stickers and stick it in the spaces.</p> 	<p>Literacy focus Fill a large beach bag full of water/beach-related items. Include flippers, water wings, a towel, seashells, suntan lotion, a beach umbrella. Take out one item at a time. Learners name the item and say what it is used for. Let learners share their beach experiences. They thread Oatees™ onto toothpicks pushed into a piece of styrofoam to match the number of dots on the cards.</p> 
 Small Group Time Activity 10-15 mins	<p>Literacy focus Fill a large beach bag full of water/beach-related items. Include flippers, water wings, a towel, seashells, suntan lotion, a beach umbrella. Take out one item at a time. Learners name the item and say what it is used for. Let learners share their beach experiences.</p>	
 Tidy-up time		
 Hand washing		
 Snack time		
 Music and Movement Ring	Introduce the theme related song 'The Kids in the Pool' to the learners on page 74 of this Teacher's Guide. You can also use the LEAP audio lesson Term 3-O5 Singalong. The song can be sung every day of the teaching week.	
 Outdoor Play	Include the activity below as one of your daily outdoor activities. Provide a basin of water and a tray of items, e.g. spoon, stick, rubber ball, a feather, a bottle top, a cork. Learners explore if these items sinks or floats.	
 Story Time	Learners make up and read the little take home story 'We Plant A Seed'. Ask learners the following questions for each picture: 'Who can you see?' 'Where is it happening?' 'What is the child doing?' 'How are they feeling?' 'What do you think will happen next?' 'Why is this dangerous?' In this way, learners are building a story. Read the story to the learners. Please add pictures here from the book.	