






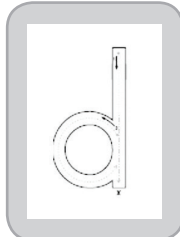








WEDNESDAY

| | | |
|--|---|--|
|  Arrival 15-30 mins | Welcome the learners. Ask if they brought their bottle of water and put it in a cool place in the classroom. (If you have any ice-bricks to keep them cool, then use these.) | |
|  Health check | | |
|  Morning Circle 10-15 mins | Discuss the importance of drinking water every day. Talk about being thirsty. Explain that being thirsty is the body's way of letting a person know it needs water. Ask them what sorts of activities make them thirsty. Ask them if they know why these activities make them thirsty (the body has lost water through sweat). | |
|  Work Time Activities 30-35 mins | Mathematics/Creative focus Learners make strings of beads. They can make it any length and arrange the beads in any pattern. Let them compare their beads and describe whether they are long, short etc. | Life Orientation focus Learners complete page 24 in the Workbook. They must identify the things that sink and those that float. Learners find the stickers and discuss whether they sink or float.  |
|  Small Group Time Activity 10-15 mins | Literacy focus Introduce the letter 'd'. Be careful to say the letter's sound and not its name; for example, 'd' not 'dee'. Ask learners to give you words that begin with the 'd' sound. Draw simple pictures of the words they have suggested. Use the LEAP audio lesson Term 3-O5 Sound play. Learners form the letter 'd' on each other's back, on the carpet, on sandpaper. Teach them the beginning and end points and the letter is formed without lifting the pen.   | |
|  Tidy-up time | | |
|  Hand washing | | |
|  Snack time | | |
|  Music and Movement Ring | Show two pictures to the learners. One picture of a gentle stream and one picture of wild, crashing waves. Play some gentle music and then some loud, more aggressive music. Ask learners to choose which picture suits which music. Play the music again and ask learners to move in an appropriate way according to the music they hear. | |
|  Outdoor Play | Go for a walk around the school. Learners take their water bottle. Look for any sources of water and talk about them. Discuss clean and dirty water. Learners can drink their water whenever they like. Compare the amounts of water left in each bottle when you get back to class | |
|  Story Time | Make a class book about things that sink and float. Give them a sheet of paper that they fold in half to make a four-page book. Let them draw an item on each page. At the bottom of each page write either 'sink' or 'float'. Learners should tell you what to write. | |