






THURSDAY

 Arrival 15-30 mins	Welcome each learner. Remind learners to check that their lockers are tidy.	
 Health check		
 Morning Circle 10-15 mins	Learners count to ten. They find different numbers of items around the classroom as instructed. For example: Say, 'Kabelo, go and fetch 1 pencil.' 'Marcus, go and fetch 2 books', etc. Have pictures of different bodies of water. For example: a puddle, a pond, a lake, a river, the ocean, a swimming pool, a bath, etc. Learners talk about these pictures. Learners make up sentences with these words.	
 Work Time Activities 30-35 mins	<p>Literacy focus Let learners make the letter 'd' from play dough.</p> <p>Technology focus Provide learners with a bowl of water and a ball of modelling clay. They need to figure out how to make the modelling clay float.</p>	<p>Literacy / Creative focus Learners complete page 25 in the Workbook. They draw a picture of themselves in or near water. They write their name in the placeholder.</p> 
 Small Group Time Activity 10-15 mins	<p>Mathematics focus Count to ten touching their elbows together as they count. Revise numerals 1-6 using numeral and word flash cards. Give each learner six counters. Present very simple story sums to the learners involving no more than six items, e.g. 'I see six starfish and 1 floats away. How many now?'</p>	
 Tidy-up time		
 Hand washing		
 Snack time		
 Music and Movement Ring	Learners play charades. Ask a learner to mime something that they do with water. The other learners try to guess what they are acting out. They can mime they are drinking water, watering plants, swimming etc.	
 Outdoor Play	<p>Include the activity below as one of your daily outdoor activities. Provide learners with a basin of water and items that sink and float. They must combine an object that sinks with one that floats to see what happens.</p> 	
 Story Time	Learners 'read' the books they made about soaking and floating.	