














# On the farm

## TUESDAY

 <b>Arrival</b> 15-30 mins	<p>Welcome each learner.</p> <p>Ask learners to bring a small item for the sound table beginning with 'g'. Ask learners to put their fruit or vegetable on the theme table. (For help on preparing a theme table, refer to LSF, The Theme Table).</p>
 <b>Health check</b>	
 <b>Morning Circle</b> 10-15 mins	<p>Place the fruit and vegetables on the theme table. Look at each item and ask learners to name each one. Discuss the taste and texture of each one and let learners tell you if they like or dislike this food. Label each one with a flash card.</p>
 <b>Work Time Activities</b> 30-35 mins	<p><b>Life Orientation focus</b> Learners look at the picture on pages 32 and 33 of Workbook 3. They find the stickers and stick them in the correct place.</p> <p><b>Creative focus</b> Learners make a vegetable patch. Give each learner a polystyrene tray and modelling clay. They make fruit and vegetables from the modelling clay and arrange it on the tray.</p> 
 <b>Small Group Time Activity</b> 10-15 mins	<p><b>Mathematics focus</b> Learners count various items using Poster 14. Ask them to count various items, e.g. tomatoes, cabbages, apples etc. Call out a shape, e.g. circle, square, rectangle, circle, square, rectangle. Learners make the patterns using plastic shapes. (For help with pattern refer to, LSF, Pattern).</p> 
 <b>Tidy-up time</b>	
 <b>Hand washing</b>	
 <b>Snack time</b>	
 <b>Music and Movement Ring</b>	<p>Talk learners through the growth of the seed into a tall sunflower. They mime what you are describing. Begin by asking learners to make themselves as small as a sunflower seed. Tell them that the sun is warming the ground and the rain is wetting them, etc.</p>
 <b>Outdoor Play</b>	<p>Include the activity below as one of your daily outdoor activities.</p> <p>Set up an obstacle course with equipment available. Construct the obstacle course so learners get to crawl, roll, skip, climb and jump.</p>
 <b>Story Time</b>	<p>Allow learners to retell the story 'The Goats Eat Gogo's Garden' in their own words.</p>

