














WEDNESDAY

 Arrival 15-30 mins	Greet each child. Ask learners to put their item beginning with g on the sound table. (For tips on preparing a sound table, refer LSF, The Phonics Table).
 Health check	
 Morning Circle 10-15 mins	Show all the items on the theme table and talk about each one. Learners talk about the fruit and vegetables that are grown on a farm. Ask them what their favourite fruit is. Make a graph as the learners share their preferences.
 Work Time Activities 30-35 mins	<p>Life Orientation focus Learners complete page 34 in Workbook 3. They need to find the stickers to stick them in the correct column.</p>  <p>Literacy / Creative focus (Part I) Learners make 'g' mobiles. Provide letter 'g' templates, glitter, cardboard, glue, scissors and wool for each learners. They trace around them, cut them out, and glue glitter onto each one. They attach string or wool to the top of the 'g' shape and hang them from hangers.</p> <p>Mathematics focus Learners complete page 35 in the Workbook. They count the fruits and vegetables and then trace the correct numbers.</p>
 Small Group Time Activity 10-15 mins	<p>Mathematics focus Learners count to seven alternating between clapping and stamping. (For help on counting with learners, refer LSF, Counting). Revise numerals 1-6 and the words 'one' to 'six'. Introduce the numeral '4' and the word 'four'. Ask learners to hold up four fingers. Ask them to find items that occur in groups of four, e.g. chair and table legs, wheels on cars etc. Revise the correct number formation for the numerals 1-6. Learners trace the numbers in jelly trays.</p> 
 Tidy-up time	
 Hand washing	
 Snack time	
 Music and Movement Ring	Play 'Let Me Guess'. The teacher points to a learner and says 'Let me guess, you like bananas.' The learner will either say 'Yes, I like bananas.' or 'No, I don't like bananas'. If the teacher is wrong then she/he is out of the game and someone else has a turn. If she/he is correct then she/he has another turn. You can also use the LEAP audio lesson Term 3-O7 Playtime.
 Outdoor Play	Include the activity below as one of your daily outdoor activities. Provide skittles made from empty plastic containers by half-filled with sand. On each one write a number from 1-7. Provide soft balls which the learners use to roll along the ground to knock down the skittles. See if learners can roll a 'strike', i.e. knock all seven skittles down at once.
 Story Time	Make a class reader about fruit. Learners can cut pictures from magazines of their favourite fruit. They will paste this onto a sheet of paper. Let each learner dictate a sentence for the picture. Staple the pages together to make a book.

