












# On the farm

## FRIDAY

 <b>Arrival</b> 15-30 mins	<p>Welcome each learner</p> <p>Make cards with farm animals on them. Cut them in half. Place a half in each locker.</p> <p>Ask learners to bring their half to the Morning Circle.</p>
 <b>Health check</b>	
 <b>Morning Circle</b> 10-15 mins	<p>One by one, learners hold up their half of a farm animal. The learner with the other half should stand up and go and sit next to their partner. With their partner, learners make up a sentence with the name of their animal.</p>
 <b>Work Time Activities</b> 30-35 mins	<p><b>Life Orientation/Science focus</b></p> <p>Look at pictures of different animal bodies. Learners identify similarities and differences. Talk about features that are specific to certain animals. For example, hooves, claws, horns, beaks, etc.</p>
 <b>Small Group Time Activity</b> 10-15 mins	<p><b>Literacy focus</b></p> <p>Learners read page 41 of Workbook 3. Make sure they read from top to bottom and left to right without moving their heads.</p> <p>Learners complete the page, tracing each letter 'g' and writing their name in the place holder.</p>
 <b>Tidy-up time</b>	
 <b>Hand washing</b>	
 <b>Snack time</b>	
 <b>Music and Movement Ring</b>	<p>Repeat Wednesday's activity.</p>
 <b>Outdoor Play</b>	<p>Include the activity below as one of your daily outdoor activities.</p> <p>Learners look for butterflies or any other insects. They don't catch these but rather just observe them for a while. Discuss their observations afterwards.</p>
 <b>Story Time</b>	<p>Read a story of your choice for learners' relaxation and enjoyment. (For help on selecting stories, refer to LSF, Choosing Books For Storytime).</p>

