















Healthy Environment

MONDAY

 Arrival 15-30 mins	Welcome each learner. Ask parents to send recyclable materials to school. The items must be clean.
 Health check	
 Morning Circle 10-15 mins	<p>Introduce the theme, 'Healthy Environment' which will be investigated over the next two weeks. Look at the Grade R kit Poster I5 called 'Healthy Environment' and discuss the pictures with the learners. (For help on using posters, refer to LSF, Using Posters). Ask learners what the children are doing, e.g. recycling, picking up litter, cleaning the pond. Ask them to identify the items in the playground. Discuss the meaning of a 'litterbug'. A litterbug is a person that does not put their litter in the bin.</p> 
 Work Time Activities 30-35 mins	<p>Life Orientation focus Learners look at the picture on pages 42 and 43 of Workbook 3. Learners find the stickers to paste in the correct places on these pages.</p> 
 Small Group Time Activity 10-15 mins	<p>Mathematics focus Learners count to 10. (For help on counting with learners, refer LSF, Counting). They revise the number and word flash cards 1 to 6. Introduce the numeral '7' and word 'seven'. Ask learners to show you seven fingers/show seven counters/what number comes before seven (six). Teach the correct number formation for the numeral 7. Learners trace the number in jelly trays.</p> 
 Tidy-up time	
 Hand washing	
 Snack time	
 Music and Movement Ring	Introduce the theme related song 'This Is The Way' to the learners on page 68 of this Teacher's Guide. You can also use the LEAP audio lesson Term 3-09 Sing along. The song can be sung every day of the teaching week.
 Outdoor Play	<p>Include the activity below as one of your daily outdoor activities. Learners look for litter around the play area and in other areas around the school. They put all this litter into bags to be thrown away. Always make sure that learners only pick up items that will not make them ill.</p>
 Story Time	Use Poster I5 to create a story with the learners. They can begin by identifying the problem in the picture (pollution). They can then talk about the solution (cleaning up). They can give the children in the poster names and say how each of them feels about the pollution in their community. They can also come up with a long term solution for the end of their story. This activity needs to be guided by the teacher.