


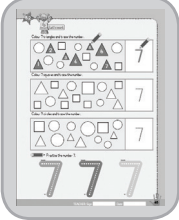












TUESDAY

 Arrival 15-30 mins	Greet learners individually. Provide a 'recycling station'. This could be three labelled boxes or a vegetable rack that is labelled. As learners bring in their recyclables get them to place in the correct place.
+ Health check	
 Morning Circle 10-15 mins	Talk about littering and why it is a problem (it is ugly, damages the environment and can trap and kill small animals). Play a litter game. Say 'Go!' Set a timer and give learners 20 seconds to find any litter lying around the classroom. They collect the litter and, when the timer goes off, they return to the circle and show what they found.
 Work Time Activities 30-35 mins	<p>Mathematics focus Learners complete page 45 of Workbook 3. Learners colour in seven triangles in the first row, seven squares in the second row and seven circles in the third row.</p>  <p>Creative focus (Part I) Learners make litterbugs from litter. They will need a plastic cold drink bottle, plastic grocery bags in different colours, plastic drinking straws, paper clips, bottle tops, ribbon, paper and glue. Learners fill their bottles with colourful plastic bags.</p> 
 Small Group Time Activity 10-15 mins	<p>Literacy focus Introduce the letter 'o'. Identify initial sounds (these are the sounds at the beginning of words). Be careful to say the letter's sound and not its name; for example, 'o' not 'oh'. The names of the letters are not taught at this stage. Learners will also sound out words into phonemes; for example, d-i-g. Ask learners to say words beginning with 'o'. Draw pictures on the board. Show the correct starting and ending points when writing the letter 'o'. Learners make the letter 'o' on different textures with their fingers, e.g. the carpet, learners backs, sandpaper. (For tips on teaching phonics, refer LSF, Phonics).</p>  
 Tidy-up time	
 Hand washing	
 Snack time	
 Music and Movement Ring	Play music and let learners pretend that they are community cleaners sweeping the streets.
 Outdoor Play	Include the activity below as one of your daily outdoor activities. Learners help to paint recycling dustbins. They paint each dustbin a different colour to identify what items are placed in them, e.g. blue for glass.
 Story Time	Allow learners to retell the story they constructed yesterday.