















Healthy Environment

WEDNESDAY

 Arrival 15-30 mins	<p>Welcome each learner.</p> <p>Tell learners to sort their recyclables at the recycling station.</p> <p>Ask them to wear their name tags to morning circle.</p>		
+ Health check			
 Morning Circle 10-15 mins	<p>Introduce the concept of 'pollution'. You can explain that there are different types of pollution, i.e. land, water and air. Give examples of each kind. Put different recyclable objects in a bag. Ask learners to put their hand in the bag and to feel an object. Without looking at the item, learners say whether the item is made from plastic, glass or paper, etc. They then take that object out of the bag. Learners put the item into the correct tray at the recycling station.</p>		
 Work Time Activities 30-35 mins	<p>Life Orientation/Science/Technology focus</p> <p>Learners complete page 44 in the Workbook. They answer the questions about recycling on this page and find the correct stickers.</p> 	<p>Literacy focus</p> <p>Learners trace the letter 'o' on page 46 of 47 Workbook 3.</p> 	<p>Creative focus (Part 2)</p> <p>Learners make litterbugs from litter. Learners use two plastic bottle tops for eyes. They decorate and glue the bottle tops onto the bottles.</p> 
 Small Group Time Activity 10-15 mins	<p>Mathematics focus</p> <p>Learners count to ten tapping their knees. They revise the number and word flash cards 1-7. Revise the names and properties of the shapes already learnt. Provide learners with an assortment of cut-out or plastic shapes. They must sort the shapes according to shape, colour and size. (For help on sorting with learners, refer LSF, Sorting).</p>		
 Tidy-up time			
 Hand washing			
 Snack time			
 Music and Movement Ring	<p>Talk about the beauty of nature and about how we need to care for the environment to keep it healthy and beautiful. Sing the theme related song 'This Is The Way' to the learners on page 68 of this Teacher's Guide. You can also use the LEAP audio lesson Term 3-09 Sing along. Let learners add verses about recycling.</p>		
 Outdoor Play	<p>Include the activity below as one of your daily outdoor activities. Use skipping ropes or chalk to trace large letter 'o's' on the outside paving. Indicate the starting and ending points for these. Learners walk the letter. They must note the dot is made last.</p>		
 Story Time	<p>Learners can make a four-page picture book. They will write down the story they made up on Tuesday. They illustrate each page. Write simple sentences under the pictures if learners ask.</p>		