




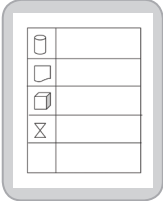










THURSDAY

 Arrival 15-30 mins	<p>Welcome each learner.</p> <p>Prepare cards with one of the following three pictures: a piece of paper, a plastic bottle, a glass bottle. Place a picture card and a bean bag in each locker. Learners should bring both items to the Outdoor play time.</p>	
 Health check		
 Morning Circle 10-15 mins	Talk about the properties of glass, plastic and paper. Discuss which of these can be recycled and which cannot. Talk about how these are recyclable because they can be used again.	
 Work Time Activities 30-35 mins	<p>Literacy focus Learners use medicine droppers to dribble paint onto paper towelling in the shape of the letter 'o'.</p> <p>Mathematics focus Place a dice in a clear container with a lid. Learners shake the dice, count the dots and then draw the same number of tins, sweet wrappers, glass bottles or paper.</p> <p>Creative focus (Part 3) Learners make litterbugs from litter. Learners use straws to make legs. They glue the legs to the bottles.</p>	  
 Small Group Time Activity 10-15 mins	<p>Literacy focus Revise the letter 'o'. Identify initial sounds (these are the sounds at the beginning of words). Remember to say the letter's sound and not its name; for example, 'o' not 'oh'. You can also use the LEAP audio lesson Term 3-O9 Sound Play. Ask learners to find items that begin with the letter 'o' in the classroom and to bring it to the carpet. The focus is on the short vowel sound 'o' as in 'octopus' and not 'o' as in 'oval'. Learners name their items saying the name slowly so the sound at the beginning can be heard. Place items on a sound table and label each one.</p>	
 Tidy-up time		
 Hand washing		
 Snack time		
 Music and Movement Ring	<p>Begin the ring by singing a favourite song.</p> <p>Sing the theme related song 'This is the Way' to the learners on page 68 of this Teacher's Guide. You can also use the LEAP audio lesson Term 3-O9 Sing along. Let learners add verses about recycling.</p>	
 Outdoor Play	<p>Include the activity below as one of your daily outdoor activities.</p> <p>Learners will need their picture cards from their lockers. Put a clean, empty dustbin or basket in the middle of the circle. Learners throw their beanbag according to the instruction, e.g. 'Teacups are made of this.' Learners with cards showing glass will throw their beanbags into the basket. They turn over their card when they have thrown. Repeat with other materials.</p>	
 Story Time	Learners get into pairs and read their stories to their friends.	