














WEDNESDAY

 Arrival 15-30 mins	<p>Welcome learners.</p> <p>Ask learners to go and look at how full the recycling bins are.</p>	
 Health check		
 Morning Circle 10-15 mins	Learners make a Save the Earth pledge. Explain that a 'pledge' is a promise. They need the plates made yesterday and promise to not litter and harm Earth. They can simply say, 'I promise not to litter anymore'.	
 Work Time Activities 30-35 mins	<p>Mathematics focus</p> <p>Learners complete page 50 of Workbook 3. They will work from the top to bottom row. They trace each numeral with a crayon and colour in that number of items.</p>	
 Small Group Time Activity 10-15 mins	<p>Literacy focus</p> <p>The letter focus in this lesson is on the vowels a, i and o and the consonants s, t, p, m, n and d. Be careful to say the letter's sound and not its name; for example, 't' not 'tee'.</p> <p>Talk about the pictures of pages 48 and 49 in Workbook 3. Ask them to find a picture of an item that begins with a certain letter. They place their button on that image.</p> <p>Ask learners to stand if they have an 'o' in their name. These learners will show their name tags to the other learners and point out the 'o'.</p>	
 Tidy-up time		
 Hand washing		
 Snack time		
 Music and Movement Ring	<p>Learners can sing this song, 'Nature, Nature' to the tune of 'Twinkle, Twinkle'. You can use the musical accompaniment, LEAP audio Songs: Twinkle, Twinkle.</p> <p>'Nature, Nature, we love you. The grass so green and the sky so blue. You give us water and you give us air. To keep you beautiful, we must take care. Nature, Nature, we love you. The grass so green and the sky so blue.'</p>	
 Outdoor Play	<p>Include the activity below as one of your daily outdoor activities.</p> <p>Learners play with water in basins. Fill the basin with items that begin with the letters that are being revised. Encourage learners to name each item and say its beginning sound.</p>	
 Story Time	In groups learners can draw pictures for the class story. Write sentences to match each picture.	