















Healthy Environment

THURSDAY

 Arrival 15-30 mins	Welcome each learner. Ask the learners to remember to pick up litter and also keep their own desks and lockers tidy.
 Health check	
 Morning Circle 10-15 mins	Discuss the seasons. Use the Season Clock made in week 20. Learners spin the hands and each have a turn to discuss how they can help Earth during the different seasons, e.g. in winter use electricity sparingly by wearing extra jerseys and scarves, watering the garden in the cool of the afternoon in Summer.
 Work Time Activities 30-35 mins	<p>Creative/Technology focus Put a piece of paper and a marble inside a lid with a high rim. Spoon in some paint. Learners roll the marble to create a design on the paper.</p> <p>Literacy activity Learners cut the alphabet cards along the dotted lines and then match the dots, words and numerals together.</p> 
 Small Group Time Activity 10-15 mins	<p>Mathematics focus Learners count to ten stamping their feet. Learners arrange the number flash cards in a row from 1 to four. They thread Oatees™ onto toothpicks pushed into a piece of Styrofoam to match the numbers on the cards. (For tips on number conservation, refer to LSF, Number Conservation).</p>  
 Tidy-up time	
 Hand washing	
 Snack time	
 Music and Movement Ring	Learners sing the song from yesterday. Learners pass an orange around the circle. When you say 'Stop!' the learner who is holding the orange must answer a question relating to the 'o' sound. For example: Can you hear the 'o' sound in the word 'st-o-p'. Continue until several learners have had a chance.
 Outdoor Play	Include the activity below as one of your daily outdoor activities. Provide lightweight gardening equipment like a rake and bucket. Let learners rake leaves into a pile. They can then jump in the leaves. If your school has a gardening programme put the leaves into the compost or mulch pile.
 Story Time	Select a story with a moral lesson. After reading the story, ask the learners what they learnt. Also ask questions that require them to recall specific details.

