

# MONDAY


 **Arrival**  
15-30 mins

Welcome learners back after the weekend.  
Ask parents to send books about dinosaurs and dinosaur toys tomorrow.

 **Health check**

 **Morning Circle**  
10-15 mins

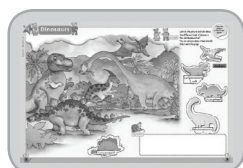
Introduce the theme, 'Dinosaurs', which is covered over the next two weeks and explain the theme table. (For tips on using posters, refer to LSF, Using Posters). Use the Grade R kit poster 16 'Dinosaurs' to introduce the theme.



Ask learners if they can name any of the dinosaurs in the poster (the names are available on pages 2 and 3 of Workbook 4). Other questions to ask: 'How did dinosaurs live?' 'How do we know about these animals that lived so long ago?'


 **Work Time Activities**  
30-35 mins

**Life Orientation focus**  
Learners complete pages 2 and 3 of Workbook 4.

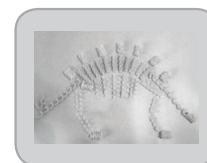



Learners find the stickers to paste in the correct place.

**Literacy focus**  
They write their name in the block at the bottom of page 3 of Workbook 4.



**Creative focus**  
Provide learners with wood glue, a variety of pasta shapes and cardboard. They make pasta dinosaurs by gluing pasta onto the board.



 **Small Group Time Activity**  
10-15 mins

**Mathematics focus**  
Learners count to ten touching left knees with their right hands as they count. Repeat, touching right knees with left hands. They count the different dinosaurs on Poster 16. Let them count the plastic dinosaurs on the theme table. Ask whether there are more or less dinosaurs on the poster or theme table. (For tips on counting with learners, refer LSF, Counting). Revise numerals 1-7 and the matching number words. Introduce the numeral '8' and the word 'eight'. Ask learners to hold up eight fingers. Let them look for the number eight around the classroom, e.g. on posters, in books, on the telephone list etc. Teach the correct number formation for the numeral 8. Learners trace the number in jelly trays.



 **Tidy-up time**

 **Hand washing**

 **Snack time**

 **Music and Movement Ring**

Introduce the theme related song 'Tyrannosaurus Rex' to the learners on page 78 of this Teacher's Guide. You can also use the LEAP audio lesson Term 4-OI Sing along. The song can be sung every day of the teaching week.

 **Outdoor Play**

Include the activity below as one of your daily outdoor activities. Use chalk or skipping ropes to make large number 8s on the paving. Hide dinosaur picture cards around the playground. Learners sit in a circle. When the whistle blows they go and look for a dinosaur card. When they have found a card, they return and walk the number 8 as they imagine the dinosaur on their picture walked.

 **Story Time**

Use the puzzle picture on page 5 of the Workbook to make up a class story. Guide the story making process asking these questions: 'How did the children land up with dinosaurs?' 'Did the dinosaurs come to town?' 'Did the children go back in time?' 'What are their names?' 'What do they see?' 'How do they feel?' 'What does the dinosaur think?' Write down what they say on sentence strips.