













Dinosaurs

FRIDAY

 Arrival 15-30 mins	Welcome the learners. Tell the learners that there are some counters in their lockers. Ask them to bring these to the Morning Circle.
 Health check	
 Morning Circle 10-15 mins	Compare two dinosaurs such as a Tyrannosaurus Rex and a Brachiosaurus. Ask learners to compare legs, the way each stands, the size of the heads, teeth (if these are visible), length of their necks and so on.
 Work Time Activities 30-35 mins	<p>Mathematics focus Learners practice the correct number formation. Learners use wax crayons to practice the correct numeral formation of 8 on a piece of paper folded horizontally to make four lines. Instruct them to touch the top and bottom lines and to begin writing the one at the top and to end at the bottom.</p>  <p>Creative focus Each learner will need a peg, glue, green and red marker pens, googly eyes and cardboard. They colour in their peg green on the outside and red on the front inside. They glue or draw eyes on either side of the head. They can cut out wings from board, decorate them and glue them to the underside of the peg.</p>
 Small Group Time Activity 10-15 mins	<p>Mathematics focus Prepare a life size cut out of T Rex's foot. Have learners take off their left shoes and trace around their feet. Then cut these out. See how many of their feet it takes to fill T Rex's foot. Compare the length of their feet with that of T Rex's foot. Encourage them to use mathematical language, e.g. long, longer, longest. (For tips on measurement, refer LSF, Measurement).</p>
 Tidy-up time	
 Hand washing	
 Snack time	
 Music and Movement Ring	Play 'Simon Says' but change it to 'T-Rex Says'. Give learners instructions to follow, such as, hop on one leg seven times. They must only carry out the instruction if you begin by saying 'T-Rex says...'
 Outdoor Play	Include the activity below as one of your daily outdoor activities. Learners sit in a circle. Pass flash cards that you are trying to reinforce around the circle while music plays (or while you clap). When the music or clapping stops, the learners who are holding the cards try to read their card. If they read it correctly, they get a smiley face sticker and they go and play on the playground equipment. Let each learner have a chance to read a word.
 Story Time	Select a story to read to the learners for their enjoyment and relaxation. (For help on selecting stories, refer to LSF, Choosing Books For Storytime.)

