
















Birds and Reptiles

MONDAY

 Arrival 15-30 mins	<p>Welcome each learner.</p> <p>Ask parents to send small toy reptiles and birds to school for the theme table. Ask them to also bring a small item that begins with the letter 'c' for the sound table.</p>
 Health check	
 Morning Circle 10-15 mins	<p>Introduce the theme, 'Birds And Reptiles' which will be investigated over the next two weeks. Look at the Grade R kit Poster 17 called Birds And Reptiles and discuss the pictures with the learners. (For help on using posters, refer to LSF, Using Posters).</p>  <p>Discuss what each animal looks like, ask 'Can you see... on a bird/tortoise?' For example: 'Can you see a beak on a bird? Yes, I can. / No, I can't'. You can also use the LEAP audio lesson Term 4-03 Sentence play.</p>
 Work Time Activities 30-35 mins	<p>Life Orientation focus Learners complete pages 12 and 13 of Workbook 4. Learners find the correct stickers to paste on these pages.</p>  <p>Literacy focus Each learner will need a feather and beads. They thread the beads onto the feather.</p>
 Small Group Time Activity 10-15 mins	<p>Literacy focus Introduce the letter 'c'. Identify initial sounds (these are the sounds at the beginning of words). Be careful to say the letter's sound and not its name; for example, 'c' not 'see'. The names of the letters are not taught at this stage. Learners will also sound out words into phonemes; for example, c-a-t. Ask learners to say words beginning with 'c'. Draw pictures on the board.</p>  <p>Show the correct starting and ending points when writing the letter 'c'. Learners make the letter 'c' on different textures with their fingers, e.g. the carpet, learners' backs, sandpaper. (For tips on teaching phonics, refer LSF, Phonics.)</p> 
 Tidy-up time	
 Hand washing	
 Snack time	
 Music and Movement Ring	<p>Introduce the theme related song 'Five Little Owls' to the learners on page 78 of this Teacher's Guide. You can also use the LEAP audio lesson Term 4-03 Sing along. The song can be sung every day of the teaching week.</p>
 Outdoor Play	<p>Include the activity below as one of your daily outdoor activities. Learners pretend to be different birds. Ask them to stand like a flamingo (on one leg), waddle like a penguin, run like an ostrich, waddle like a duck, swoop like an owl.</p>
 Story Time	<p>Learners cut out the four story cards with a green frame on page 14 of Workbook 4. They arrange the cards in the correct order. Staple the left handside of the cards together to make a booklet.</p> 