












## TUESDAY

 <b>Arrival</b> 15-30 mins	<p>Greet each learner individually.</p> <p>Ask learners to put their toys and items onto the theme and sound tables. (For help on preparing a theme table, refer to LSF, The Theme Table).</p>
 <b>Health check</b>	
 <b>Morning Circle</b> 10-15 mins	<p>Use Poster 17 again and have learners answer the following questions: 'Which animals have feathers? How do they feel?/Which animals have scales? How do they feel?/Which animals can fly?/Which animals can swim?/How many eggs can you see?/What does each animal eat?'</p>
 <b>Work Time Activities</b> 30-35 mins	<p><b>Mathematics focus</b> Learners sort plastic shapes according to their properties.</p> <p><b>Creative focus</b> Learners make a bird. They will need a lump of play dough, feathers and beads or googly eyes. Learners use an eye dropper to place a few drops of food colouring on the play dough. They mix the dough until the colour comes through. They stick tail feathers into the back end of the bird and eyes onto the front end.</p> <p><b>Literacy focus</b> Learners complete page 18 of Workbook 4. They trace the letter 'c' with crayons.</p>
 <b>Small Group Time Activity</b> 10-15 mins	<p>Learners count to ten touching their elbows as they count. The count to 10 in twos. (For help on counting with learners, refer LSF, Counting).</p> <p>Revise numeral 1-8 and the matching words'. Revise number position, ask them which number comes before/ after or in between given number/s. Use the number cards at the back of Workbook 3 if learners needs concrete apparatus.</p>
 <b>Tidy-up time</b>	
 <b>Hand washing</b>	
 <b>Snack time</b>	
 <b>Music and Movement Ring</b>	<p>Play Owl And Mouse. Choose one learner to be the owl and one to be the mouse. The other learners stand in a circle and join hands. They try to keep the owl away from the mouse. If the mouse is inside the circle, they try to keep the owl out and vice versa. The cat needs to break through their hands and try to catch the mouse.</p>
 <b>Outdoor Play</b>	<p>Include the activity below as one of your daily outdoor activities.</p> <p>Place masking tape on an outside wall at various heights. See if learners can jump and touch each height. How many times can they do this in a row? Learners can then throw balls against the wall and try to hit each height.</p>
 <b>Story Time</b>	<p>Learners read their little green books to each other and to the teacher.</p>

