














# Birds and Reptiles

## WEDNESDAY

 <b>Arrival</b> 15-30 mins	Welcome each learner.
 <b>Health check</b>	
 <b>Morning Circle</b> 10-15 mins	Put different toy birds and reptiles into a bag. Choose learners to put their hands into the bag and to pick an animal. Learners must name it (bird or reptile) without removing the toy from the bag. Learners put the toy animals on the carpet for everyone to see. Place the flash cards next to each toy to label it. Learners 'read' the labels.
 <b>Work Time Activities</b> 30-35 mins	<p><b>Literacy focus</b> Learners complete the top activity on page 14 of Workbook 4. They will stick the parrots in the correct blocks, according to the instructions given.</p>  <p><b>Life Orientation focus</b> Provide a tray with small twigs, bits of cotton wool, shredded paper, soft downy feathers and some branches with small leaves. Ask learners to construct a nest from the material.</p>
 <b>Small Group Time Activity</b> 10-15 mins	<p><b>Literacy focus</b> Learners 'read' the bottom half of page 14 in Workbook 4 in the following manner: Ask them to identify the picture at the beginning of each word. Then ask them to 'read' the word under the picture. Then clap each word into its syllables and the learners copy it.</p> 
 <b>Tidy-up time</b>	
 <b>Hand washing</b>	
 <b>Snack time</b>	
 <b>Music and Movement Ring</b>	Divide the learners into groups of five. They pretend to be the owls in the song and perform the actions as they sing the theme related song 'Five Little Owls' on page 78 of this Teacher's Guide. You can also use the LEAP audio lesson Term 4 -OI Sing along.
 <b>Outdoor Play</b>	<p>Include the activity below as one of your daily outdoor activities.</p> <p>Learners work in pairs. Each pair will need a soccer ball. The object of this activity is to pass the ball between the pair just as penguins pass their egg to one another. They therefore may not use their hands and they may not drop the egg! They should stand facing each other with the ball resting on their feet. Then, without the ball rolling off from their feet they should shift the ball between them.</p>
 <b>Story Time</b>	<p>Learners cut out the four story cards with a blue frame on page 14 of Workbook 4. They arrange the cards in the correct order. Staple the left handside of the cards together to make a booklet.</p> 