












## THURSDAY

 <b>Arrival</b> 15-30 mins	Welcome each learner. Encourage them to go and play in an area of the classroom that they don't often spend time in.
 <b>Health check</b>	
 <b>Morning Circle</b> 10-15 mins	Look at the items on the theme table again and discuss what birds and reptiles have in common (their young comes from eggs).
 <b>Work Time Activities</b> 30-35 mins	<p><b>Literacy/Creative focus</b> Learners paint the letter 'c' using feathers and paint on paper.</p> <p><b>Mathematics focus</b> Learners use modelling clay shapes to make a bird or reptile of their choice.</p> <p><b>Life Orientation focus</b> Learners will cut out the dicky birds in the middle of the Workbook. (These will be used for the music/movement ring later.)</p>
 <b>Small Group Time Activity</b> 10-15 mins	<p><b>Mathematics focus</b> Learners count to ten touching their shoulders as they count. The count to ten in twos. Learners are each given a pile of counters (some more and some less but not more than ten altogether). Learners count their counters and then compare them with the learners sitting next to them. Encourage the learners to use the words 'many' and 'few'. (For tips on measurement, refer LSF, Measurement). Learners must add to their counters to make ten if they have less than this number. Give number sentences for the learners to solve using their counters, e.g. 'Three owls are sitting in the tree, one flies away. How many owls flew away?/Two penguins have a baby penguin. How many penguins are in this family?' Show learners how to write each number sentence.</p>
 <b>Tidy-up time</b>	
 <b>Hand washing</b>	
 <b>Snack time</b>	
 <b>Music and Movement Ring</b>	Sing the song 'Two Little Dicky Birds' on page 14 of Workbook 4. Learners use the cut-out dicky birds as they sing or working in pairs they can mime that they are the birds.
 <b>Outdoor Play</b>	Include the activity below as one of your daily outdoor activities. Hide picture cards of birds and reptiles around the playground. Play Scavenger Hunt. Call out the name of a bird or a reptile (for example, parrot). Set a timer and give learners 20 seconds to find a picture card with that animal on it. When the timer goes off, learners return to the circle and see if anyone found it.
 <b>Story Time</b>	Learners read their little green books to each other and to the teacher.

