














## MONDAY

 <b>Arrival</b> 15-30 mins	<p>Welcome each learner back after the weekend. Remind them to keep their lockers tidy and to pick up litter.</p>
 <b>Health check</b>	
 <b>Morning Circle</b> 10-15 mins	<p>Ask learners to select items from the theme table that could be considered dangerous reptiles, e.g. snakes. Discuss how to keep safe around dangerous animals. They should not disturb the animals' natural habitat, not move suddenly if they happen upon an animal, they should not tease or handle dangerous animals. Discuss what they should do if they are bitten, e.g. call for help, keep still, remember what the snake looks like.</p>
 <b>Work Time Activities</b> 30-35 mins	<p><b>Literacy focus</b> Learners write their name in the block on page 17 of Workbook 4.</p> <p><b>Literacy/Mathematics focus</b> Provide learners with pre-painted short pasta, string and googly eyes. Learners alternate the threading with two of each colour. They will use these for counting in twos. They glue the eyes on the front piece of pasta. Please make sure the beads alternate in twos e.g. two black, two white etc.</p>
 <b>Small Group Time Activity</b> 10-15 mins	<p><b>Literacy focus</b> Talk about germ-spreading animals, e.g. rats, flies and mosquitos. Learners say how we prevent these pests from coming into our living spaces. Place learners' name cards on the carpet. Give a learner a fly swatter and ask them to swat their name. Revise the letter 'c'. Ask learners to each take an object beginning with the letter 'c' from the sound table. Let learners name their object and use it in a sentence. You can also use the LEAP audio lesson Term 4 - O4 Sound play. Let learners 'read' the words from top to bottom and left to right on page 19 of Workbook 4. Let individual learners have a try at reading the page. Learners will write their name in the placeholder and find a good work sticker to stick in the circle.</p> <div data-bbox="1294 1037 1538 1342">  </div>
 <b>Tidy-up time</b>	
 <b>Hand washing</b>	
 <b>Snack time</b>	
 <b>Music and Movement Ring</b>	<p>Introduce the theme related song 'I'm a Little Turtle' to the learners on page 78 of this Teacher's Guide. You can also use the LEAP audio lesson Term 4 - O4 Sing along. The song can be sung every day of the teaching week.</p>
 <b>Outdoor Play</b>	<p>Include the activity below as one of your daily outdoor activities. Let learners take their chairs onto the playground. Give learners instructions to reinforce positional language, e.g. stand in front/behind/on top/on the left and on the right of your chair.</p>
 <b>Story Time</b>	<p>Learners cut out the four story cards with a green frame on page 14 of Workbook 4. They arrange the cards in the correct order. Staple the left handside of the cards together to make a booklet.</p> <div data-bbox="1226 1853 1526 1985">  </div>