












# Birds and Reptiles

## TUESDAY

 <b>Arrival</b> 15-30 mins	Greet each learner individually.		
 <b>Health check</b>			
 <b>Morning Circle</b> 10-15 mins	Discuss what different reptiles eat. Talk about carnivores (meat eaters) and herbivores (plant eaters). Ask learners to look at Poster 17 and say what they think each reptile eats.		
 <b>Work Time Activities</b> 30-35 mins	<p><b>Mathematics/Creative focus</b> Learners use construction apparatus to build structures of their choice. Have a competition to see who can build the highest structure.</p> <p><b>Literacy focus</b> Place a peg and short lengths of pipe cleaners on a tray. Place a small bowl in the corner to represent a nest. Learners need pick up the pipe cleaners which are 'worms' with the peg which is the mother bird's 'beak'. They must put the worms into the bowl which represents the 'nest'.</p>		
 <b>Small Group Time Activity</b> 10-15 mins	<p><b>Mathematics focus</b> Learners count to ten. Let them count to two using the pasta snakes they made. (For tips on counting with learners, refer LSF, Counting). Learners read the number flash cards 1-10 and matching words.</p>	<p>Give each learner a clear plastic cup. Let them use a small reptile toy from the theme table. Ask learners to put the toy under/on/in front of/behind/next to/on the right/on the left of the cup.</p>	<p>Learners look at page 17 in Workbook 4. Answer the questions asked in the workbook e.g. Which parrot is in front?/ Which parrot is behind?</p>
 <b>Tidy-up time</b>			
 <b>Hand washing</b>			
 <b>Snack time</b>			
 <b>Music and Movement Ring</b>	Learners move as different reptiles. The slither and slide like snakes, stroll slowly like turtles, creep like crocodiles, climb like chameleons and so on.		
 <b>Outdoor Play</b>	Include the activity below as one of your daily outdoor activities. Provide skipping ropes and balls. Learners are divided into two groups. One group will practise skipping and the other will practise kicking and throwing. The groups then swap and do the other activity.		
 <b>Story Time</b>	Learners read their little green books to each other and to the teacher.		

