














Birds and Reptiles

THURSDAY

 Arrival 15-30 mins	Welcome each learner. Ask learners to go onto the playground and find a good branch for the craft activity.		
 Health check			
 Morning Circle 10-15 mins	Look at pictures of crocodiles, lizards, snakes and chameleons. Ask learners why they think these animals lie in the sun. Explain that they are cold blooded and cannot keep themselves warm. They require the heat of the sun to warm them. The colder they are the slower they move.		
 Work Time Activities 30-35 mins	Creative focus Learners will make a crocodile from a twig, green paint and googly eyes.	Literacy focus Learners then complete a dotted 'c' worksheet prepared earlier. Alternatively, download a worksheet like the one below. This worksheet is available as free download from 'Sparklebox'. (To learn more about 'Sparklebox', visit www.sparklebox.co.uk .)	Learners form the letter 'c' in the air and then on the back of a classmate. Ask the learners to choose a colour and trace the dotted line to form the letter 'c'
			
 Small Group Time Activity 10-15 mins	Mathematics focus Learners count to ten in twos using the snakes the made earlier in the week. Wrap bottle tops in shiny paper to resemble sweets. Place these in the centre of the circle and ask learners to share them equally between two of the learners. They should verbalise what they are doing. Give each learner a used pencil and Unifix™ blocks. Try have pencils of varying lengths. They use Unifix™ blocks to measure each block. Let them compare their measuring using mathematical language, e.g. long, longer, longest. Let them measure the pencils again with a measuring tape. (For tips on measurement, refer LSF, Measurement).		
 Tidy-up time			
 Hand washing			
 Snack time			
 Music and Movement Ring	Sing the theme related song 'I'm a Little Turtle' on page 78 of this Teacher's Guide. You can also use the LEAP audio lesson Term 4 - O4 Sing along. Learners make the letter 'c' with their bodies.		
 Outdoor Play	Include the activity below as one of your daily outdoor activities. Learners play Hide And Seek. One learner closes his/her eyes and counts to ten while the others hide. When he/she finds a learner, that learner helps to find other learners. Continue until all the learners are found.		
 Story Time	Learners read their little green books to each other and to the teacher.		