














## FRIDAY

 <b>Arrival</b> 15-30 mins	Greet each learner. Ask learners to tidy up the classroom before Morning Circle.
 <b>Health check</b>	
 <b>Morning Circle</b> 10-15 mins	Learners look at the items on the theme table. Each learner has a turn to say something that they learnt about birds and/or reptiles during the last two weeks.
 <b>Work Time Activities</b> 30-35 mins	<p><b>Literacy focus</b> Learners make their own letter 'c' book. They find pictures in a magazine of things beginning with the letter 'c'. They stick one picture on each page and dictate a sentence or word to be written below the picture.</p>  <p><b>Mathematical focus</b> Learners complete the sharing activity on page 20 of Workbook 4. They use the stickers to share out the items between the two children.</p>
 <b>Small Group Time Activity</b> 10-15 mins	<p><b>Mathematics focus</b> Demonstrate using tape measures how to measure various objects in the classroom. Give them opportunities to try measure objects as well. Work with the learners to complete page 21 of Workbook 4. Learners cut out the ruler on the side of the page. They compare the lengths of the objects and decide which is the shortest and which is the longest.</p> 
 <b>Tidy-up time</b>	
 <b>Hand washing</b>	
 <b>Snack time</b>	
 <b>Music and Movement Ring</b>	Talk about how reptiles keep warm. Explain how we should warm up our muscles before we exercise. We do this by stretching. Play music and do stretching exercises. Try this sequence: Learners twist from side to side. They face forwards and slowly bend forwards and touch their toes. As slowly as they can they un-curl from the bent position. When they are stranding straight up again they stretch their hands over their heads trying to touch the sky. Let them lower their hands and start the sequence again.
 <b>Outdoor Play</b>	Include the activity below as one of your daily outdoor activities. Learners are divided into two teams – the Birds and the Reptiles. They throw beanbags into a basket from different distances. (Starting close to the basket and moving further away after each throw.) Each time a learner gets a beanbag into the basket, their team gets a point.
 <b>Story Time</b>	Read a story of your choice for the learners' relaxation and enjoyment. (For help on selecting stories, refer to LSF, Choosing Books For Storytime).