

MONDAY



Arrival
15-30 mins

Welcome each learner.

Ask parents to send small toy wild animals and related books to school for the theme table. (For help on preparing a theme table, refer to LSF, The Theme Table). Ask them to also bring a small item that begins with the letter 'k' for the sound table.




Health check



Morning Circle
10-15 mins

Introduce the theme, 'Wild Animals' which will be investigated over the next two weeks. Look at the Grade R kit Poster 18 called 'Wild Animals' and discuss the pictures with the learners. (For help on using posters, refer to LSF, Using Posters).

Look at the picture of the animals and have learners name them. Also display the South African flag in the display. Discuss how South Africa has the most amazing wild animals. Explain that all the animals in the poster are African animals. Ask learners if they have ever seen these animals in real life. Ask where they saw them.



Work Time Activities
30-35 mins

Mathematical focus

Learners build 24-piece puzzles.

Life Orientation focus

Give learners modelling clay. Let them make wild animals of their choice from the modelling clay. Display their animals on the theme table.

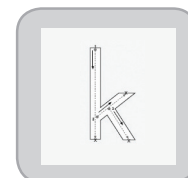



Small Group Time Activity
10-15 mins

Literacy focus

Introduce the letter 'k'. Identify initial sounds (these are the sounds at the beginning of words). Be careful to say the letter's sound and not its name; for example, 'kah' not 'kay'. Ask learners to say words beginning with 'k'. Draw pictures on the board. You can also use the LEAP audio lesson Term 4-05 Sound play.

Show the correct starting and ending points when writing the letter 'k'. Learners make the letter 'k' on different textures with their fingers, e.g. the carpet, learners backs, sandpaper. (For tips on teaching phonics, refer LSF, Phonics).



Tidy-up time



Hand washing



Snack time



Music and Movement Ring

Introduce the theme related song 'Five Little Monkeys' to the learners on page 79 of this Teacher's Guide. You can also use the LEAP audio lesson Term 4-05 Sing along The song can be sung every day of the teaching week.



Outdoor Play

Play Dodge-ball. Learners stand in a circle. Choose three learners to stand inside the circle. The outside learners take turns to throw a soft ball into the circle to try and 'hit' the three learners in the middle. Learners swap when one is hit by a ball. Remind learners to throw gently!



Story Time

Learners look at the pictures on page 24 of Workbook 4. Talk about what is happening in each picture and how the baby elephant feels in each. Learners must say how the baby elephant feels in each picture and then colour in one of the two faces to show the emotion.

