













# Wild Animals

## TUESDAY

 <b>Arrival</b> 15-30 mins	<p>Welcome each learner.</p> <p>Ask learners to put any items brought to school on the theme and/or sound tables. (For tips on preparing a sound table, refer LSF, The Phonics Table.)</p>
 <b>Health check</b>	
 <b>Morning Circle</b> 10-15 mins	<p>Guide learners to verbally classify the animals on Poster 18. They can classify them as those that fly, those with horns, those that have fur. They can also look at the distinctive markings on their fur.</p> <p>Have them classify the toy animals according to their markings. Prepare mats with animal prints on them and have them place the animals on the correct mats.</p>
 <b>Work Time Activities</b> 30-35 mins	<p><b>Creative focus (Part I)</b></p> <p>Learners make drums out of empty coffee cans. They will need a can, paper, paint and paintbrushes. They will decorate the paper with animal print pattern that they like. Elephant: Learners crumple paper and paint it grey. Zebra: Learners paint black stripes on white paper. Giraffe: Learners paint brown markings on orange or yellow paper. Cheetah: Learners paint small black spots tan paper. Hippopotamus: Learners paint the paper grey-blue. Rhinoceros: Learners paint the paper grey.</p> <p><b>Literacy focus</b></p> <p>Learners look at the picture of pages 22 and 23 of Workbook 4. They find the stickers stick them on the correct spaces.</p> 
 <b>Small Group Time Activity</b> 10-15 mins	<p><b>Mathematics focus</b></p> <p>Learners count to ten in ones, clapping their hands as they count. Let them count to ten in twos using the snakes made last week. (For help on counting with learners, refer LSF, Counting). Revise the numbers taught so far. Provide each learner with at least ten counters. Place number cards face down in the middle of group. Each learner gets a turn to take a card. They must place that number of counters in front of them. Everyone counts to make sure it is correct.</p>
 <b>Tidy-up time</b>	
 <b>Hand washing</b>	
 <b>Snack time</b>	
 <b>Music and Movement Ring</b>	<p>Sing the theme related song 'Five Little Monkeys' on page 79 of this Teacher's Guide again. Learners can get into groups of six. One learner is 'Mama' and the other five are the little monkeys. Let them act out the song.</p>
 <b>Outdoor Play</b>	<p>Include the activity below as one of your daily outdoor activities.</p> <p>Learners walk around the playground with beanbags on their heads. When they hear the whistle they must turn around and walk in a new direction. Let them walk fast and slow, forwards and backwards, on their heels and on their toes.</p>
 <b>Story Time</b>	<p>Use the picture on pages 22 and 23 of Workbook 4 to make up a class story. Guide the story making process asking these questions: 'What are the animals doing? What might happen? What do they see? Are they scared of each other? Who might attack?' Write down what they say on sentence strips.</p>