
















FRIDAY

 Arrival 15-30 mins	<p>Welcome each learner.</p> <p>Remind learners to keep the classroom tidy throughout the day.</p>
 Health check	
 Morning Circle 10-15 mins	<p>Talk about what a Safari is. Ask learners to close their eyes and you take them on a Safari by describing it. For example, say, 'Imagine that we are on a jeep and heading out into the open bush. Everyone is dead quiet and listening for any animal noises. Suddenly, we hear a loud roar to the left...'</p>
 Work Time Activities 30-35 mins	<div> <div> <p>Literacy focus</p> <p>Learners write their name in the placeholder at the bottom of page 27 in Workbook 4. They choose a good work sticker.</p>  </div> <div> <p>Mathematics focus</p> <p>Prepare grid-type cards with animals on them. The learners work in a group and each have a turn to throw the dice. Whatever number they throw this is the number of animals the cover with a counter. The learner to cover their card first is the winner.</p>  </div> <div> <p>Creative focus</p> <p>Learners make binoculars from two cardboard toilet roll inner, a piece of string and glue.</p>  </div> </div>
 Small Group Time Activity 10-15 mins	<p>Literacy focus</p> <p>Ask learners to choose an item from the sound table. Let them name it and use the word in a sentence. Use a tracker such as a pencil to train learners to move their eyes from left to right without moving their heads. Learners 'read' the pictures on page 27 of Workbook 4. Make sure that they read from top to bottom and left to right. Ask them to say what sound they hear at the beginning of each word, i.e. k. Learners trace each letter 'k' with their fingers and then with a crayon.</p> 
 Tidy-up time	
 Hand washing	
 Snack time	
 Music and Movement Ring	<p>Learners walk like elephants on all four legs, trying to keep their balance. Make a line of elephants and try walking around as a group in a circle.</p>
 Outdoor Play	<p>Include the activity below as one of your daily outdoor activities.</p> <p>Learners will need the binoculars they made earlier. Hide picture cards of the Big Five around the play area. Learners pretend they are on 'safari'. Send them off in groups to spot the Big Five. When they have all five pictures, they come back to the circle.</p>
 Story Time	<p>Choose a story to read for the learners' enjoyment and relaxation. (For help on selecting stories, refer to LSF, Choosing Books For Storytime).</p>