














TUESDAY

 Arrival 15-30 mins	<p>Welcome each learner. Tell them that they will find either a card in their locker that they must bring to Morning Circle. Prepare camouflage cards prior to the lesson. The cards will consist of either animals or colours. The coloured cards should be bigger than the animal cards.</p>
 Health check	
 Morning Circle 10-15 mins	<p>Talk about camouflage. Explain what camouflage means and discuss why it is beneficial for animals to be camouflaged with their surroundings. One by one, learners with the animal cards hold them up and find a learner with a matching colour card. They place the animal card on the colour card and discuss how it is camouflaged.</p>
 Work Time Activities 30-35 mins	<div data-bbox="532 792 794 893"> <p>Literacy focus Learners make the letter 'k' on pegboards.</p> </div> <div data-bbox="845 804 1096 1051">  </div> <div data-bbox="1161 792 1503 1051"> <p>Creative focus (Part I) Learners make chameleons. They will need paints, paint brushes, two paper plates and a split pin. You will need to cut out a chameleon silhouette from one plate. On the uncut paper plate learners paint different colours. Let the plates dry.</p> </div>
 Small Group Time Activity 10-15 mins	<p>Mathematics focus Learners count to ten. Let them whisper as quietly as mice as they count and then let them roar each number like a lion. They count in two's using the snake made in the previously. (For tips on counting with learners, refer LSF, Counting). Learners use counters to solve simple number sentences, e.g. a mother lioness has three cubs. Her sister has three cubs. How many lion cubs are there altogether?</p>
 Tidy-up time	
 Hand washing	
 Snack time	
 Music and Movement Ring	<p>Learners play Animal Charades with Zoo biscuits. A learner takes a Zoo biscuit but must not show it to the other learners. He/she then acts out the animal while the other learners try to guess what animal it is. When the group guesses the animal, the learner may eat the zoo biscuit. Choose another learner to have a turn. (Use animal pictures if Zoo biscuits aren't available.)</p>
 Outdoor Play	<p>Include the activity below as one of your daily outdoor activities. Learners play 'Pin The Tail On The Lion'. Draw a large tailless lion on cardboard. Cut out a tail from cardboard. Prestik™ the lion to a wall and let learners take turns to be blindfolded and pin the tail on the lion in the correct place.</p> <div data-bbox="1175 1662 1511 1886">  </div>
 Story Time	<p>Learners retell the story they made last week to the rest of the class.</p>